

# Investor Bulletin

November 2022

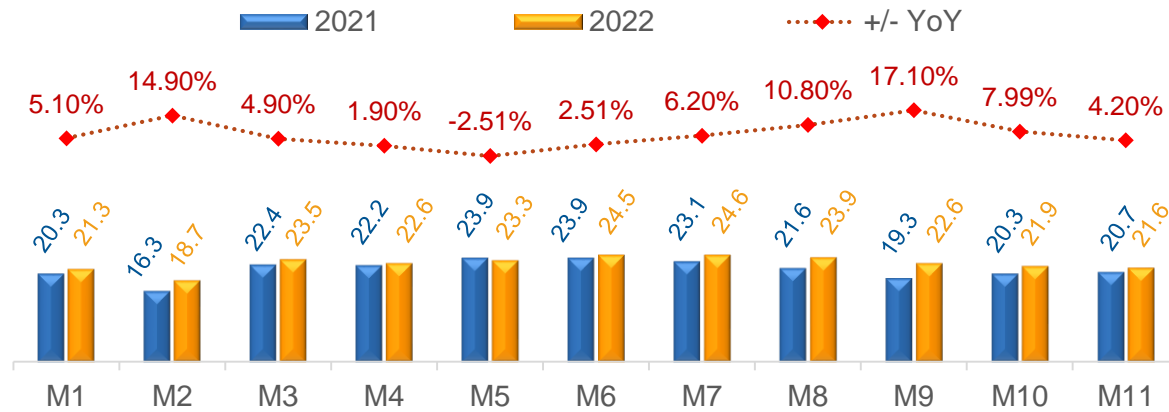
Nov. 30, 2022



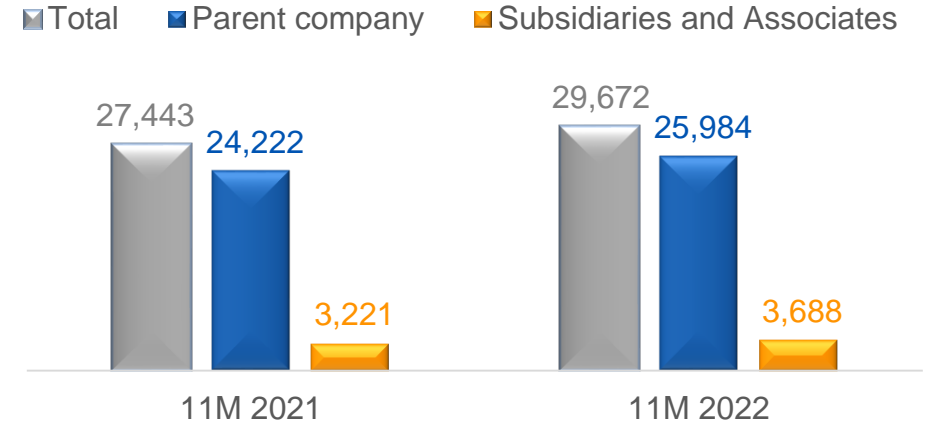
✦ Stock symbol	PGV
✦ Stock exchange	HOSE
✦ Charter capital ( <i>bn VND</i> )	11,235
✦ Outstanding shares ( <i>million</i> )	1,123
✦ Market capitalization ( <i>bn VND</i> )	20,784
✦ Market capitalization ( <i>bn USD</i> )	0.88



Electricity system output  
(Bn kWh)



EVNGENCO3 accumulated electricity output  
(Mil kWh)



## VIETNAM ELECTRICITY SYSTEM

- ❖ In Nov. 2022, whole system's electricity output reached **21.6 billion kWh**, increasing 4.20% over the same period in 2021.
- ❖ Hydropower sources continue to be exploited maximum, specially the multi-target power plants with good water level. The remaining plants were exploited according to direction of optimal regulation meeting the system demand and downstream water supply requirement.
- ❖ Thermal power sources were exploited according to the system demand.

## EVNGENCO3

- ❖ Total accumulated electricity output in 11 months 2022 of EVNGENCO3 reached **29,672 million kWh**, equaling 108.12% YoY and achieving 93.16% of the annual plan.
- ❖ Gas-fired thermal power plants were highly mobilized, coal-fired thermal power plants were mobilized according to the system demand.
- ❖ Hydropower plants properly and efficiently regulated reservoirs to optimize water for power generation and ensure operation according to the inter-reservoir process.



# Electricity generation by unit

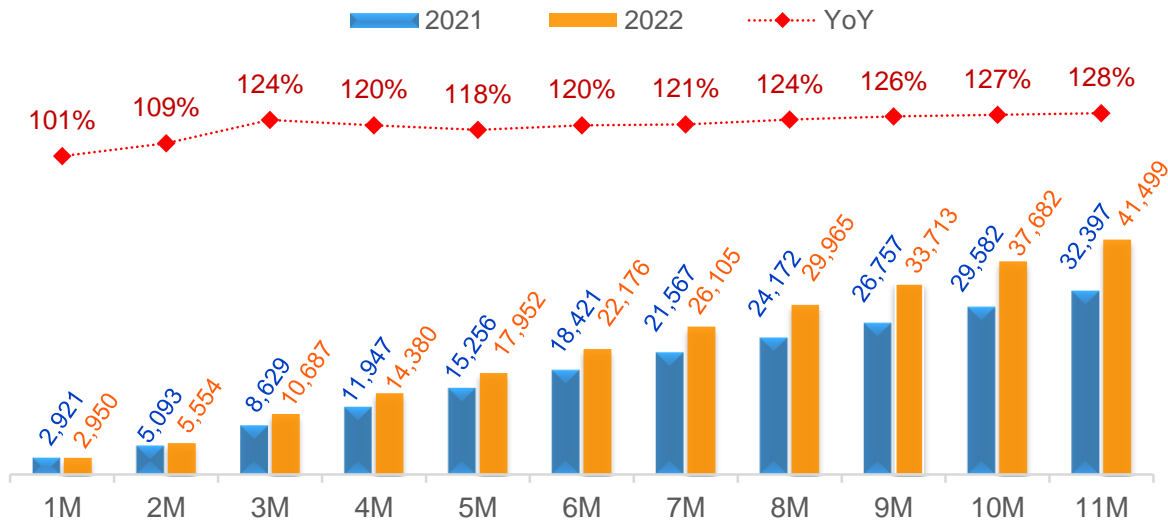
Unit	% Stake	Capacity (MW)	Plan (Mil. kWh)		Actual (Mil. kWh)		Compare (%)		
			2022	Nov. 2022	Nov. 2022	11M2022	11M YoY	Nov. 2022	2022
<b>EVNGENCO3 parent company</b>		<b>5,485</b>	<b>28,472</b>	<b>2,136</b>	<b>2,414</b>	<b>25,984</b>	<b>107.28</b>	<b>112.98</b>	<b>91.26</b>
Phu My thermal power	100	2,540	11,561	591	890	10,315	109.93	150.62	89.22
Buon Kuop hydropower	100	586	2,645	380	332	3,004	131.83	87.39	113.58
Vinh Tan thermal power	100	1,244	7,210	580	525	6,281	98.70	90.44	87.12
Mong Duong thermal power	100	1,080	6,996	581	663	6,338	103.12	114.07	90.59
Vinh Tan 2 solar power	100	42.65 MWp ~ 35 MW	59.7	4.3	4.1	45.2	92.69	95.22	75.68
<b>Subsidiaries</b>		<b>490</b>	<b>771</b>	<b>50</b>	<b>75</b>	<b>493</b>	<b>51.15</b>	<b>149.69</b>	<b>63.94</b>
Ba Ria thermal power (BTP)	79.56	390	425	26	19	151	26.51	72.13	35.56
Ninh Binh thermal power (NBP)	54.76	100	346	24	56	342	86.73	231.81	98.95
<b>Associated companies (VSH, TBC, Se San 3A)</b>		<b>584</b>	<b>2,609</b>	<b>271</b>	<b>346</b>	<b>3,195</b>	<b>141.58</b>	<b>127.52</b>	<b>122.46</b>
<b>Total</b>		<b>6,559</b>	<b>31,852</b>	<b>2,457</b>	<b>2,834</b>	<b>29,672</b>	<b>108.12</b>	<b>115.33</b>	<b>93.16</b>

**Note:**

- Electricity output plan approved by annual General Shareholders Meeting.

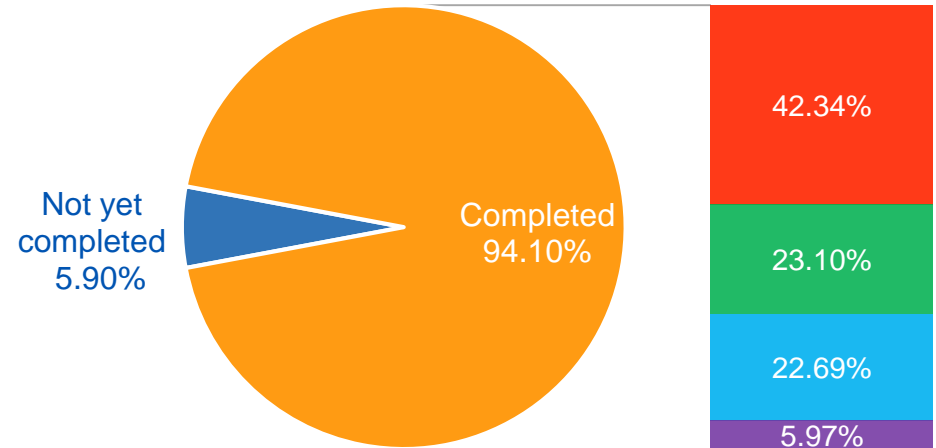
# Business results

Accumulated electricity revenue  
EVNGENCO3 parent company (bn VND)



Power generation revenue (bn VND)	Estimated 11M2022	Actual 11M2021	% YoY
<b>Parent company EVNGENCO3</b>	<b>41,499</b>	<b>32,397</b>	<b>28%</b>
Phu My Thermal Power	18,673	14,779	26%
Mong Duong Thermal Power	10,188	8,356	22%
Vinh Tan Thermal Power	10,006	7,789	28%
Buon Kuop Hydropower	2,632	1,473	79%

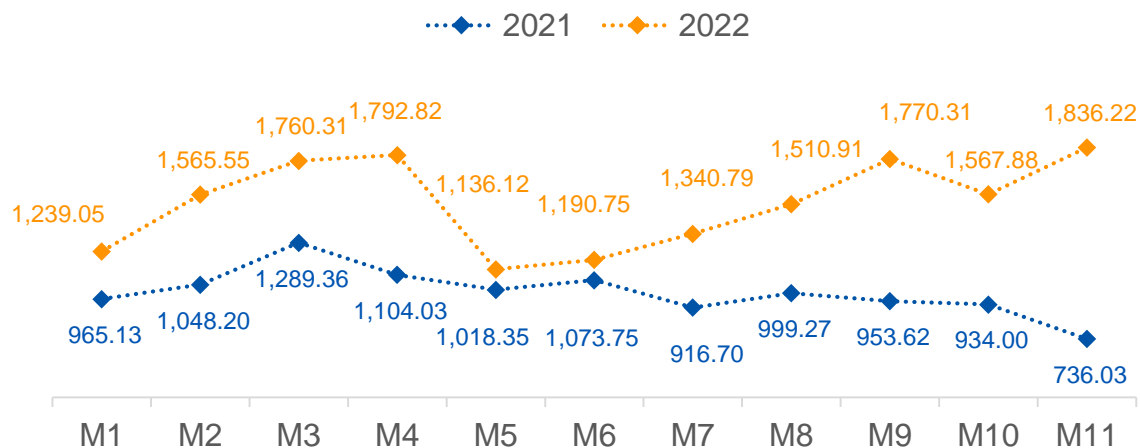
Electricity revenue breakdown  
EVNGENCO3 parent company (%)



■ Phu My ■ Vinh Tan ■ Mong Duong ■ Buon Kuop

Accumulated 11-month power generation revenue of Parent company EVNGENCO3 was estimated at about **41,499 billion VND**, +28% YoY 2021 and achieved 94.10% of the annual plan.

Average full market price (FMP) (VND/kWh)



Fuel price	Unit	Type	Nov. 2022	Nov. 2021	YoY (%)
Gas for Phu My TPP	(USD/MMBTU)	-	7.963648	7.847056	1.5%
(*) Coal for Vinh Tan 2 TPP (FOB)	(VND/ton)	6a.1	1,504,000	1,504,000	0.00%
(*) Coal for Mong Duong 1 TPP (FOB)	(VND/ton)	6a.1	1,504,000	1,504,000	0.00%

(\*) Domestic coal price for power generation from TKV and Dong Bac Corporation.

## ELECTRICITY MARKET

✦ Average full market price (FMP) in November 2022: **1,836.22 VND/kWh**, higher than 149% compared to the same period 2021.

## GAS SUPPLY CAPACITY

✦ Gas supply capacity of the Southeast region in November was about **15.3 million m<sup>3</sup>/day**, ensuring for power generation.

## GAS CONSUMPTION AT PHU MY POWER PLANTS

- ✦ Minimum gas consumption: **3.6 million m<sup>3</sup>/day**
- ✦ Average gas consumption: **5.8 million m<sup>3</sup>/day**
- ✦ Maximum gas consumption: **8.9 million m<sup>3</sup>/day**
- ✦ Gas and oil inventory at plants are always maintained at an optimal level for production.

## COAL

✦ Coal supply for thermal power plants ensures production.





## **LONG SON POWER COMPLEX - BA RIA VUNG TAU PROVINCE**

Progress:

EVNGENCO3 and members of Investor Group are preparing relevant contents to take the next process.



## **VINH TAN 2 OIL PORT UPGRADE PROJECT**

Increase the capacity to receive ships from 1,000 DWT up to 3,000 DWT.

Serving the export of ash and slag, improving efficiency and reducing transportation costs.

Progress: Accepted and put into use in October 2022. Submitting to the Maritime Administration for consideration and announcement after upgrading to receive ships up to 3,000 DWT.



## **SMALL WIND POWER AND SOLAR POWER PROJECTS**

Progress:

Research, promote and cooperate in developing potential small hydropower and wind power projects for deployment when the Government approves the Power Master Plan VIII.




## **VINH TAN 2 COAL PORT UPGRADE PROJECT**

Increase the capacity to receive ships from 30,000 DWT up to 50,000 DWT.

Improving efficiency of coal supply for the plants in the future.

Progress: Basically completed construction, continue dredging the water area in front of wharf.



## **ASH TRANSPORT PIPELINE PROJECT FROM SILO TO OIL PORT**

Increasing the consumption of ash and slag, reducing the cost of ash and slag treatment.

Progress: Officially operated in November. 2022.



- ❖ Many outstanding technologies at National Electricity Science & Technology Exhibition 2022.

[Link for detail](#)

- ❖ Buon Kuop Hydropower Company exceeds the production plan in 2022.

[Link for detail](#)

- ❖ Phu My Thermal Power Company operates safely against abnormal weather.

[Link for detail](#)

- ❖ Vinh Tan Thermal Power Company promotes ash and slag consumption.

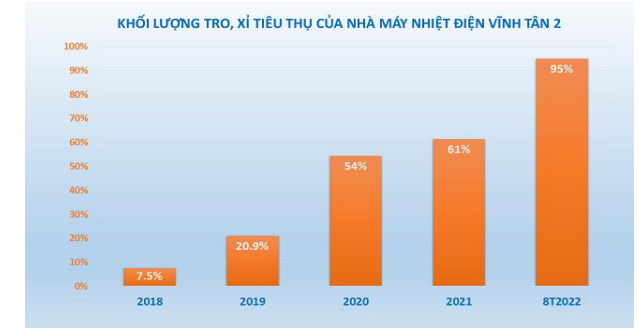

[Link for detail](#)

- ❖ EVNGENCO3 launches the Legal System of Internal Management Regulations.

[Link for detail](#)

- ❖ Phu My Thermal Power Company sponsors 12 “Great Solidarity” houses for disadvantaged families at Ba Ria – Vung Tau Province.

[Link for detail](#)





- ❖ Carrying out the procedure for advance cash dividend of 2022, dividend rate 5.5%. Total advance dividend payment is about 617.91 billion VND.
- ❖ Continue concentrating on coal supply, ensure the operation of coal-fired power plants in the end of 2022 and in 2023.
- ❖ Continue to implement digital transformation according to the approved plan and complete on schedule.
- ❖ Continue to research, promote investment cooperation in hydropower, wind power projects... after the approval of the National Power Development Plan VIII.
- ❖ Continue to effectively implement the contents of annual theme 2022 - "*Safe, flexible and effective adaptation*".
- ❖ Reassess the Global Gender Equality Certification EDGE.

## Estimated electricity output in 2022

Output	Unit	Plan 2022	Estimated output 2022	% Plan
Total output	<i>Mil. kWh</i>	31,852	31,998	100.46
+ Parent company	<i>Mil. kWh</i>	28,472	28,125	98.78
+ Subsidiaries & Associates	<i>Mil. kWh</i>	3,380	3,873	114.59





**EVNGENCO3**

## Contact:

### **POWER GENERATION JOINT STOCK CORPORATION 3**

Add: 60-66 Nguyen Co Thach, Sa La Urban Area, An Loi Dong, Thu Duc City, Ho Chi Minh City, Vietnam

Tel: +84 28 3636 7449      Fax: +84 28 3636 7450

Website: [www.genco3.com](http://www.genco3.com)      Email: [ir@genco3.evn.vn](mailto:ir@genco3.evn.vn)

The information in this bulletin is provided by Power Generation Joint Stock Corporation 3 (EVNGENCO3) for the purpose of providing information related to EVNGENCO3 production and business to shareholders and investors, as well as internal organizations and individuals of EVNGENCO3.

EVNGENCO3 always strives to ensure transparency, completeness, and accuracy of the information contained in this bulletin.

This bulletin may contain forecast information, reflecting the internal management perspective on production and business of EVNGENCO3 in the future, as well as those of its subsidiaries and associated companies. Prospective results are based on estimates, expectations, and current information. In addition, projections are influenced by risks and unforeseen events that may differ significantly from actual results.

All information in this bulletin is not an offer to buy/ sell shares of EVNGENCO3 (HOSE: PGV), so shareholders and investors should only consider this news as a reference and EVNGENCO3 disclaims responsibility for unintended cases when other organizations and individuals use the above information for any purpose.