



Investor Bulletin

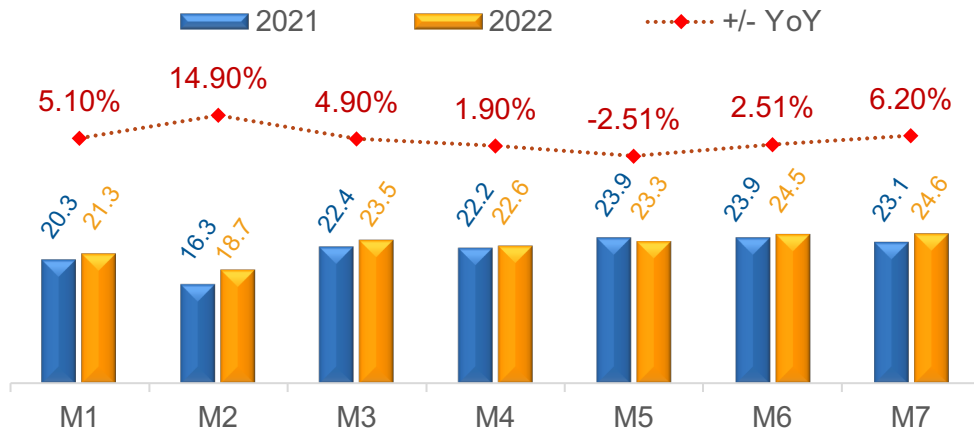
July 2022

On July 29, 2022

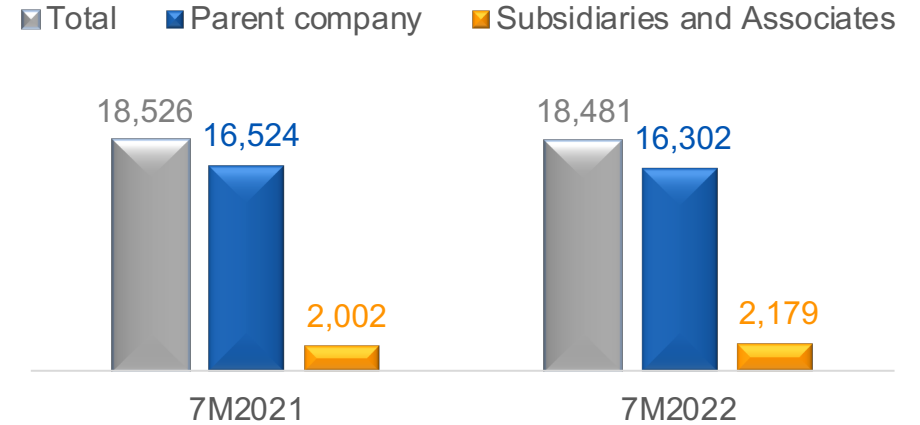
| | |
|---|--------|
| ✧ Stock symbol | PGV |
| ✧ Stock exchange | HOSE |
| ✧ Charter capital (<i>bn VND</i>) | 11,235 |
| ✧ Outstanding shares (<i>million</i>) | 1,123 |
| ✧ Market capitalization (<i>bn VND</i>) | 27,918 |
| ✧ Market capitalization (<i>bn USD</i>) | 1.19 |



Electricity system output
(Bn kWh)



EVNGENCO3 accumulated electricity output
(Mil kWh)



VIETNAM ELECTRICITY SYSTEM

- ❖ In July 2022, the electricity output of the whole system reached **24.6 billion kWh**, an increase of 6.20% over the same period in 2021.
- ❖ Due to hot weather in a large area in the North, electricity consumption of the North increased sharply. Power consumption in the North reached a new peak on July 18, 2022 (22,800 MW). Hydropower plants continued to be mobilized to the maximum. Thermal power was mobilized according to the needs of the system.
- ❖ Continued to make efforts to ensure a safe and continuous power supply, served socio-economic development, met the people's daily-life electricity needs, especially ensured electricity for the National High School Graduation Exam.

EVNGENCO3

- ❖ Total accumulated electricity output in 7 months reached **18,481 million kWh**, equaling 99.76% YoY and achieving 58.02% of the annual plan.
- ❖ Due to favorable hydrology, the coal-fired and gas-fired thermal sources were not highly mobilized. Buon Kuop hydropower continued high mobilization.



Electricity generation by unit

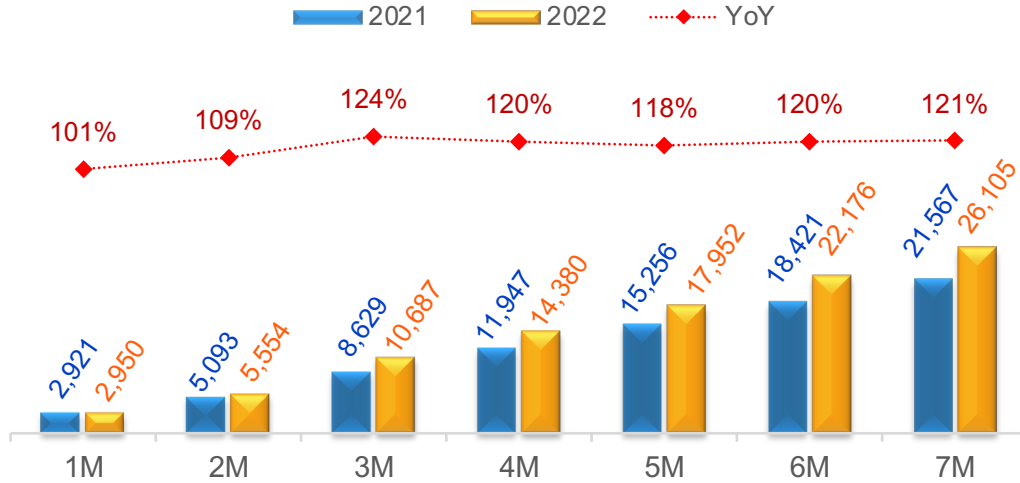
| Unit | % Stake | Capacity (MW) | Plan (Mil. kWh) | | Actual (Mil. kWh) | | Compare (%) | | |
|--|---------|----------------------|-----------------|--------------|-------------------|---------------|---------------|---------------|--------------|
| | | | 2022 | July 2022 | July 2022 | 7M2022 | 7M YoY | July 2022 | 2022 |
| EVNGENCO3 parent company | | 5,485 | 28,472 | 2,950 | 2,303 | 16,302 | 98.66 | 78.09 | 57.26 |
| Phu My thermal power | 100 | 2,540 | 11,561 | 1,253 | 756 | 6,756 | 99.16 | 60.32 | 58.44 |
| Buon Kuop hydropower | 100 | 586 | 2,645 | 178 | 336 | 1,487 | 152.76 | 188.76 | 56.22 |
| Vinh Tan thermal power | 100 | 1,244 | 7,210 | 799 | 743 | 3,968 | 83.04 | 92.94 | 55.03 |
| Mong Duong thermal power | 100 | 1,080 | 6,996 | 713 | 467 | 4,062 | 103.50 | 65.51 | 58.06 |
| Vinh Tan 2 solar power | 100 | 42.65 MWp ~ 35 MW | 59.7 | 5.5 | 0.9 | 28.9 | 84.16 | 16.23 | 48.36 |
| Subsidiaries | | 490 | 771 | 56 | 46 | 299 | 42.67 | 81.44 | 38.71 |
| Ba Ria thermal power (BTP) | 79.56 | 390 | 425 | 27 | 17 | 105 | 25.01 | 63.13 | 24.70 |
| Ninh Binh thermal power (NBP) | 54.76 | 100 | 346 | 29 | 29 | 194 | 69.19 | 97.93 | 55.92 |
| Associated companies (VSH, TBC, Se San 3A) | | 584 | 2,609 | 185 | 300 | 1,881 | 144.34 | 161.88 | 72.09 |
| Total | | 6,559 | 31,852 | 3,191 | 2,649 | 18,481 | 99.76 | 83.01 | 58.02 |

Note:

- Electricity output plan approved by annual General Shareholders Meeting.
- Vinh Tan 2 Solar Power Plant has cut off power for construction and upgrading of 110kV transmission line from July 07 to July 31, 2022

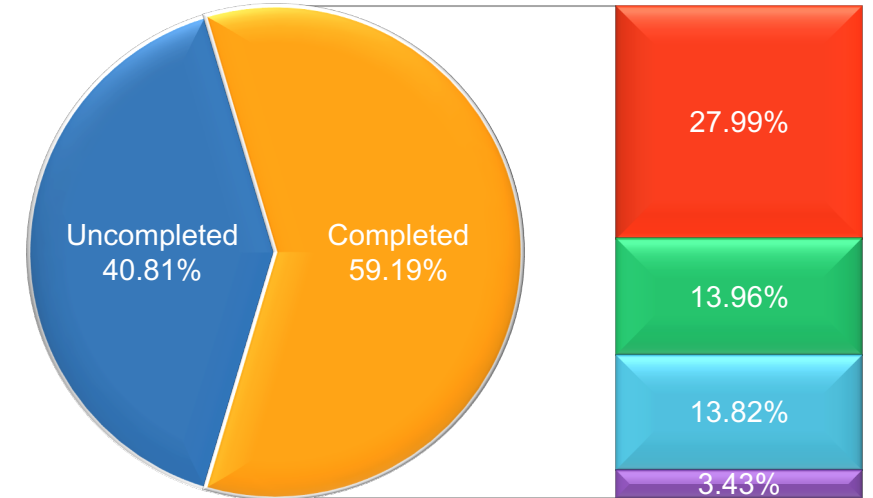
Business results

Accumulated electricity revenue
EVNGENCO3 parent company (bn VND)



| Power generation revenue (bn VND) | Estimated 7M2022 | Actual 7M2021 | % YoY |
|-----------------------------------|------------------|---------------|------------|
| Parent company EVNGENCO3 | 26,105 | 21,567 | 21% |
| Phu My Thermal Power | 12,344 | 9,886 | 25% |
| Mong Duong Thermal Power | 6,155 | 5,012 | 23% |
| Vinh Tan Thermal Power | 6,094 | 6,001 | 1% |
| Buon Kuop Hydropower | 1,512 | 668 | 126% |

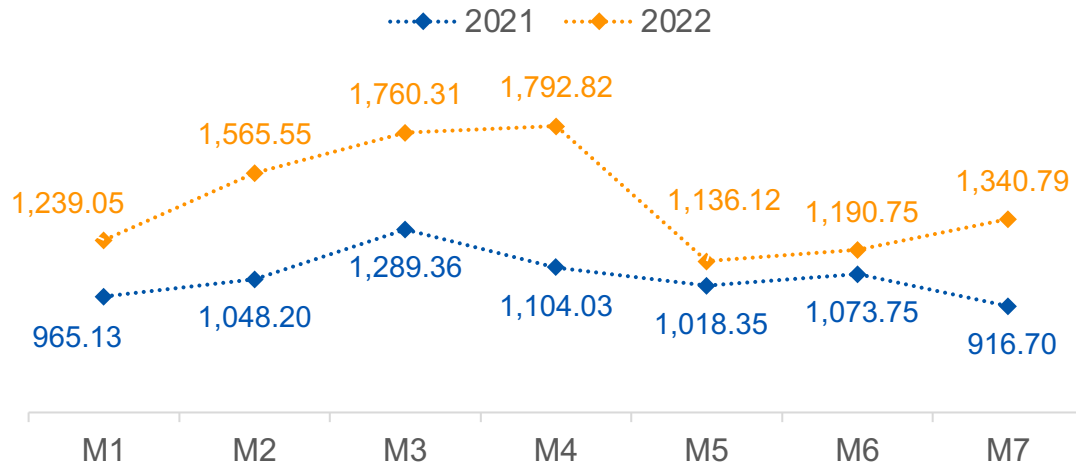
Electricity revenue breakdown
EVNGENCO3 parent company (%)



■ Phu My
 ■ Mong Duong
 ■ Vinh Tan
 ■ Buon Kuop

Accumulated 6-month power generation revenue of parent company EVNGENCO3 was estimated at about **26,105 bn VND**, +21% YoY 2021 and achieved 59.19% of the annual plan.

Average full market price (FMP) (VND/kWh)



| Fuel price | Unit | Type | July 2022 | July 2021 | YoY (%) |
|-------------------------------------|-------------|------|-----------|-----------|---------|
| Gas for Phu My TPP | (USD/MMBTU) | - | 8.489427 | 7.385772 | 14.94% |
| (*) Coal for Vinh Tan 2 TPP (FOB) | (VND/ton) | 6a.1 | 1,504,000 | 1,504,000 | 0.00% |
| (*) Coal for Mong Duong 1 TPP (FOB) | (VND/ton) | 6a.1 | 1,504,000 | 1,504,000 | 0.00% |

(*) Domestic coal price for power generation from TKV and Dong Bac Corporation.

ELECTRICITY MARKET

- ✦ Average full market price (FMP) in July 2022: **1,340.79 VND/kWh**, higher than 46% compared to the same period 2021.

GAS SUPPLY CAPACITY

- ✦ Gas supply capacity of the Southeast region was about **16.1 ÷ 16.5 million m³/day**, ensuring for power production.

GAS CONSUMPTION AT PHU MY POWER PLANTS

- ✦ Minimum gas consumption: **7.5 million m³/day**
- ✦ Average gas consumption: **4.7 million m³/day**
- ✦ Maximum gas consumption: **2.4 million m³/day**
- ✦ Gas and oil inventory at plants are always maintained at an optimal level for production.

COAL

- ✦ Coal supply for thermal power plants ensures production.



LONG SON POWER COMPLEX - BA RIA VUNG TAU PROVINCE

Progress:

EVNGENCO3 and members of Investor Group are preparing relevant contents to take the next process.



VINH TAN 2 OIL PORT UPGRADE PROJECT

Increase the capacity to receive ships from 1,000 DWT up to 3,000 DWT.

Serving the export of ash and slag, improving efficiency and reducing transportation costs.

Progress: 90%



VINH TAN 2 COAL PORT UPGRADE PROJECT

Increase the capacity to receive ships from 30,000 DWT up to 50,000 DWT.

Improving efficiency of coal supply for the plants in the future.

Progress: 46%



SMALL WIND POWER AND SOLAR POWER PROJECTS

Progress:

Research, promote and cooperate in developing potential small hydropower and wind power projects for deployment when the Government approves the Power Master Plan VIII.




ASH TRANSPORT PIPELINE PROJECT FROM SILO TO OIL PORT

Increasing the consumption of ash and slag, reducing the cost of ash and slag treatment.

Progress: operating in August 2022

- ❖ EVNGENCO3 preliminary reviews of production and business activities in the first 6 months of 2022.
[Link for details](#)
- ❖ Phu My Thermal Power Company implements many solutions to ensure production and business efficiency.
[Link for details](#)
- ❖ Buon Kuop Hydropower company applies technologies in operation & management; and disaster prevention & control.
[Link for details](#)
- ❖ EPS guarantees high quality workforce for power plant repair and maintenance in 2022.
[Link for details](#)
- ❖ EVNGENCO3 implements many appreciative activities on the occasion of July 27.
[Link for details](#)
- ❖ EVNGENCO3 accompanies its units to present 250 voluntary social assurance books to poor households.
[Link for details](#)





Production and business plan in August

❖ Expected electricity output in August 2022: **2,301 million kWh**

In which:

- Parent company: **2,051 million kWh**
 - Subsidiaries and associates: **250 million kWh**
- ❖ Concentrate on coal supply to ensure the operation of coal-fired power plants.
- ❖ Continue to implement digital transformation according to the approved plan and complete on schedule.
- ❖ Continue to research, promote investment cooperation in hydropower projects, wind power ... after the approval of the National Power Master Plan VIII.
- ❖ Continue to effectively implement the contents of the annual theme 2022 - "Safe, flexible and effective adaptation".



Contact:

POWER GENERATION JOINT STOCK CORPORATION 3

Add: 60-66 Nguyen Co Thach, Sa La Urban Area, An Loi Dong, Thu Duc City, Ho Chi Minh City, Vietnam

Tel: +84 28 3636 7449 Fax: +84 28 3636 7450

Website: www.genco3.com Email: ir@genco3.evn.vn

The information in this bulletin is provided by Power Generation Joint Stock Corporation 3 (EVNGENCO3) for the purpose of providing information related to EVNGENCO3 production and business to shareholders and investors, as well as internal organizations and individuals of EVNGENCO3.

EVNGENCO3 always strives to ensure transparency, completeness, and accuracy of the information contained in this bulletin.

This bulletin may contain forecast information, reflecting the internal management perspective on production and business of EVNGENCO3 in the future, as well as those of its subsidiaries and associated companies. Prospective results are based on estimates, expectations, and current information. In addition, projections are influenced by risks and unforeseen events that may differ significantly from actual results.

All information in this bulletin is not an offer to buy/ sell shares of EVNGENCO3 (HOSE: PGV), so shareholders and investors should only consider this news as a reference and EVNGENCO3 disclaims responsibility for unintended cases when other organizations and individuals use the above information for any purpose.