



# Investor Bulletin

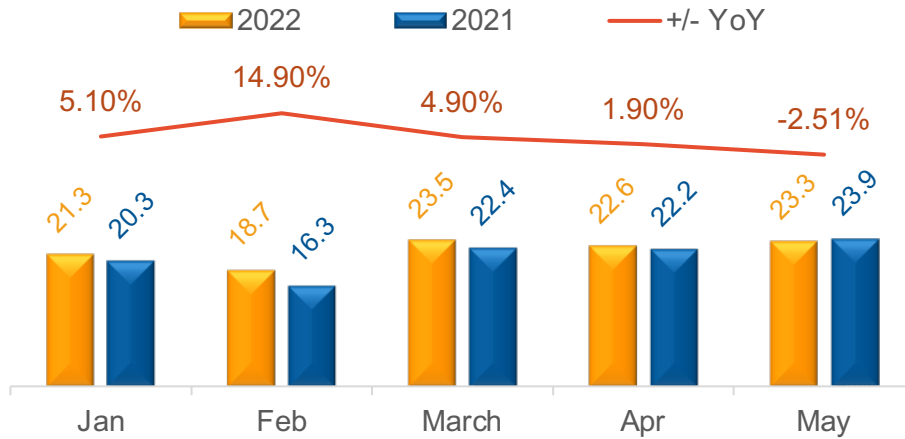
May 2022

On May 31, 2022

✧ Stock symbol	PGV
✧ Stock exchange	HOSE
✧ Charter capital ( <i>bn VND</i> )	11,235
✧ Outstanding shares ( <i>million</i> )	1,123
✧ Market capitalization ( <i>bn VND</i> )	32,581
✧ Market capitalization ( <i>bn USD</i> )	1.39



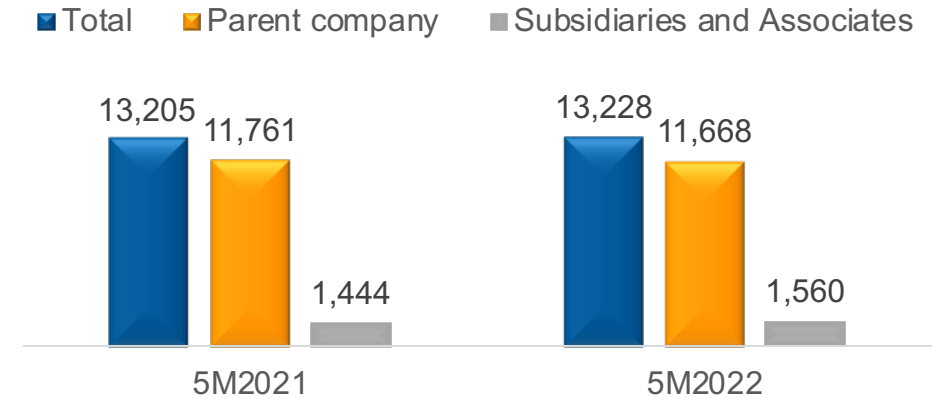
System electricity output  
(Bn kWh)



## VIETNAM ELECTRICITY SYSTEM

- ❖ In May 2022, the whole system electricity output reached **23.3 billion kWh**, reduced by 2.51% compared to the same period in 2021.
- ❖ The load in May 2022 was not high since the temperature in all 3 regions was lower than every year. The electricity system ensured a continuous and safe supply for holidays April 30 - May 1, Sea Game 31, and other important events.
- ❖ Hydropower continued to be exploited maximum. Thermal power was mobilized according to the system demand.

EVNGENCO3 accumulated electricity output  
(Mil kWh)



## EVNGENCO3

- ❖ Total accumulated electricity output in 5 months reached **13,228 million kWh**, equaling 100.81% over the same period and achieving 41.53% of the annual plan.
- ❖ Continued high mobilization at Buon Kuop hydropower plants. The mobilization of Vinh Tan 2 was not high due to difficulties of coal market.



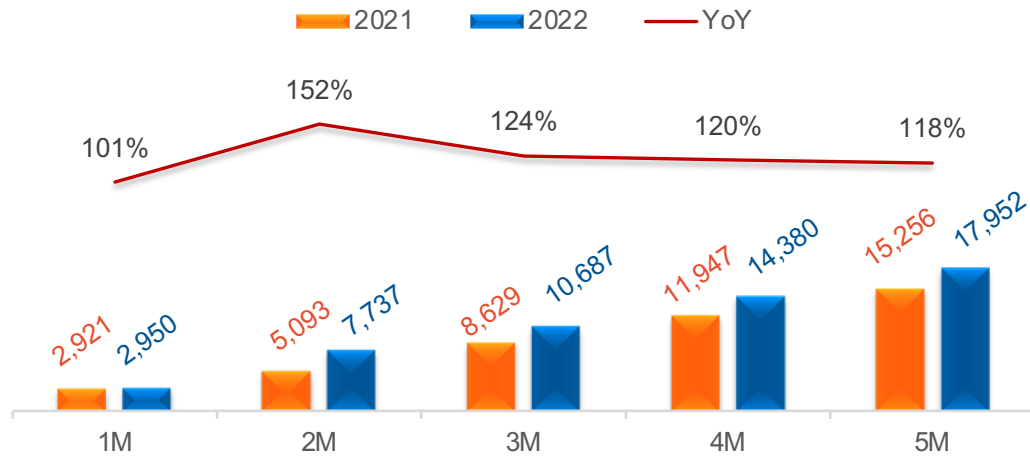
# Electricity generation by unit

Unit	% Stake	Capacity (MW)	Plan (Mil. kWh)		Actual (Mil. kWh)		Compare (%)		
			2022	May 2022	May 2022	5M2022	5M YoY	May 2022	2022
<b>EVNGENCO3 parent company</b>		<b>5,485</b>	<b>28,472</b>	<b>2,533</b>	<b>2,294</b>	<b>11,668</b>	<b>99.21%</b>	<b>90.56%</b>	<b>40.98%</b>
Phu My thermal power	100	2,540	11,561	1,277	899	5,105	101.53%	70.35%	44.15%
Buon Kuop hydropower	100	586	2,645	106	215	916	129.09%	203.23%	34.63%
Vinh Tan thermal power	100	1,244	7,210	446	535	2,608	77.54%	119.89%	36.17%
Mong Duong thermal power	100	1,080	6,996	698	641	3,016	114.46%	91.80%	43.11%
Vinh Tan 2 solar power	100	42.65 MWp ~ 35 MW	59.7	6	4	23	92.32%	76.67%	39.15%
<b>Subsidiaries</b>		<b>490</b>	<b>771</b>	<b>77</b>	<b>40</b>	<b>221</b>	<b>42.47%</b>	<b>52.50%</b>	<b>28.70%</b>
Ba Ria thermal power (BTP)	79.56	390	425	44	14	68	19.66%	32.19%	16.05%
Ninh Binh thermal power (NBP)	54.76	100	346	33	26	153	87.95%	80.12%	44.23%
<b>Associated companies</b> (VSH, TBC, Se San 3A)		<b>584</b>	<b>2,609</b>	<b>211</b>	<b>258</b>	<b>1,339</b>	<b>145.07%</b>	<b>91.80%</b>	<b>51.32%</b>
<b>Total</b>		<b>6,559</b>	<b>31,852</b>	<b>2,821</b>	<b>2,592</b>	<b>13,228</b>	<b>100.18%</b>	<b>91.89%</b>	<b>41.53%</b>

**Note:** Electricity output plan approved by annual General Shareholders Meeting.

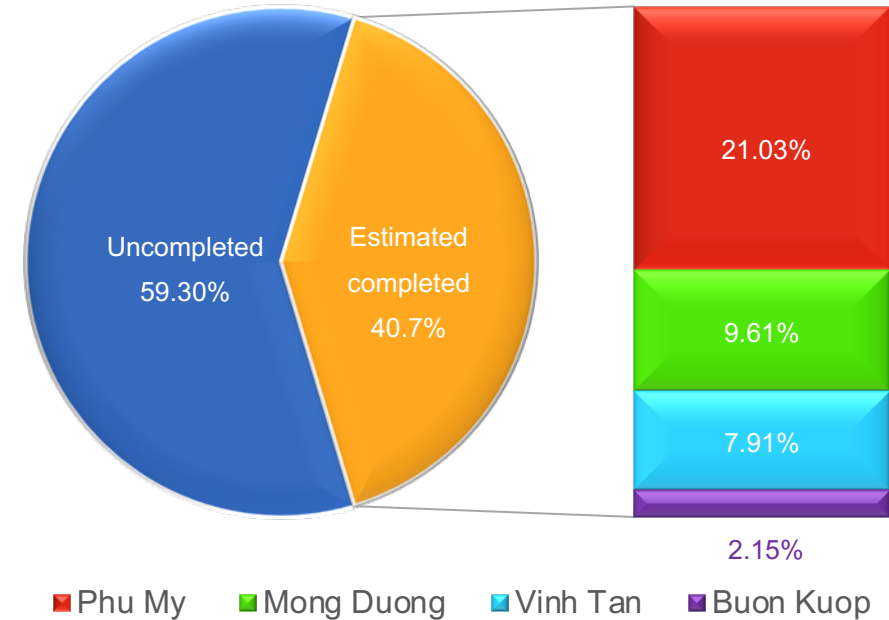
## Business results

Accumulated electricity revenue  
EVNGENCO3 parent company (bn VND)



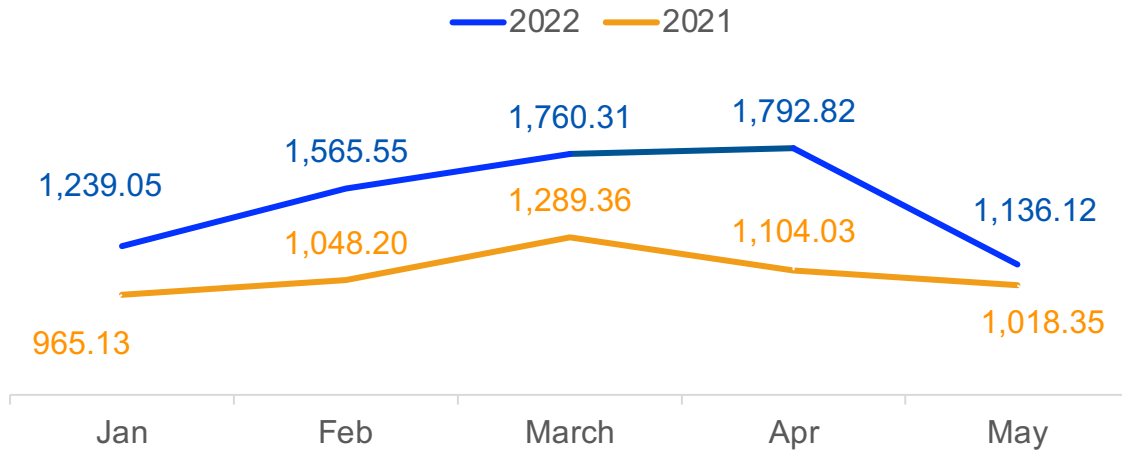
Power generation revenue (bn VND)	Estimated 5M2022	Actual 5M2021	% YoY
<b>Parent company EVNGENCO3</b>	<b>17,952</b>	<b>15,256</b>	<b>118%</b>
Phu My Thermal Power	9,272	7,146	130%
Buon Kuop Hydropower	962	522	184%
Vinh Tan Thermal Power	3,479	4,200	83%
Mong Duong Thermal Power	4,239	3,388	125%

Electricity revenue breakdown  
EVNGENCO3 parent company (%)



Accumulated 5-month power generation revenue of parent company EVNGENCO3 was estimated at about **17,952 bn VND**, higher than 18% compared to the same period and achieved 40.7% of the annual plan.

## Average full market price (FMP) (VND/kWh)



Fuel price	Unit	Type	May 2022	May 2021	YoY (%)
Gas for Phu My TPP	(USD/MMBTU)	-	9.546375	7.179163	33%
(*) Coal for Vinh Tan 2 TPP (FOB)	(VND/ton)	6a.1	1,504,000	1,504,000	0.00%
(*) Coal for Mong Duong 1 TPP (FOB)	(VND/ton)	6a.1	1,504,000	1,504,000	0.00%

(\*) Domestic coal price for power generation from TKV and Dong Bac Corporation.

## ELECTRICITY MARKET

- ✦ Average full market price (FMP) in May 2022: **1,136.12 VND/kWh**, higher than 11.56% compared to the same period 2021.

## GAS SUPPLY CAPACITY

- ✦ Gas supply capacity of the Southeast region was about **17.5 million m<sup>3</sup>/day**, ensuring for power production.

## GAS CONSUMPTION AT PHU MY POWER PLANTS

- ✦ Minimum gas consumption: **3.4 million m<sup>3</sup>/day**
- ✦ Average gas consumption: **5.6 million m<sup>3</sup>/day**
- ✦ Maximum gas consumption: **7.8 million m<sup>3</sup>/day**
- ✦ Gas and oil inventory at plants are always maintained at an optimal level for production.

## COAL

- ✦ Coal supply for thermal power plants ensures production.

## **LONG SON POWER COMPLEX - BR-VT PROVINCE**

### **Implementation progress:**

- EVNGENCO3 and members of Investor Group are preparing relevant contents to take the next process.



## **SMALL WIND POWER AND SOLAR POWER PROJECTS**

### **Implementation progress:**

- Research, promote and cooperate in developing potential small hydropower and wind power projects for deployment when the Government approves the Power Master Plan VIII.



- ❖ EVN/EVNGENCO3 promotes exchanges and cooperation with US energy partners.

[Link for details](#)

- ❖ EVNGENCO3 commends and rewards 43 typical workers and 20 excellent workers in occupational safety and health.

[Link for details](#)

- ❖ Visiting union members and employees in the Workers' Month and Action Month on Occupational Safety and Health 2022


[Link for details](#)

- ❖ Mong Duong Thermal Power Company generates over 35 billion kWh for National Grid

[Link for details](#)

- ❖ Many meaningful activities in response to Workers' Month at Phu My Thermal Power Company

[Link for details](#)





## Production and business plan in June

❖ Expected electricity output in June 2022: **3,145 million kWh**

*In which:*

- Parent company: **2,850 million kWh**
  - Subsidiaries and associated companies: **294 million kWh**
- ❖ Concentrate on coal supply to ensure the operation of coal-fired power plants.
- ❖ Continue implementing digital transformation of Corporation according to the approved plan and complete on schedule.
- ❖ Research and promote investment cooperation in small hydropower and offshore wind projects, supplement hydropower extension projects into national power master plan.



14.06.2022

Annual General Shareholders Meeting 2022

30.07.2022

Info disclosure: Financial Reports 2Q2022



**Contact:**

**POWER GENERATION JOINT STOCK CORPORATION 3**

Add: 60-66 Nguyen Co Thach, Sa La Urban Area, An Loi Dong, Thu Duc City, Ho Chi Minh City, Vietnam

Tel: +84 28 3636 7449      Fax: +84 28 3636 7450

Website: [www.genco3.com](http://www.genco3.com)      Email: [ir@genco3.evn.vn](mailto:ir@genco3.evn.vn)

The information in this bulletin is provided by Power Generation Joint Stock Corporation 3 (EVNGENCO3) for the purpose of providing information related to EVNGENCO3 production and business to shareholders and investors, as well as internal organizations and individuals of EVNGENCO3.

EVNGENCO3 always strives to ensure transparency, completeness, and accuracy of the information contained in this bulletin.

This bulletin may contain forecast information, reflecting the internal management perspective on production and business of EVNGENCO3 in the future, as well as those of its subsidiaries and associated companies. Prospective results are based on estimates, expectations, and current information. In addition, projections are influenced by risks and unforeseen events that may differ significantly from actual results.

All information in this bulletin is not an offer to buy/ sell shares of EVNGENCO3 (HOSE: PGV), so shareholders and investors should only consider this news as a reference and EVNGENCO3 disclaims responsibility for unintended cases when other organizations and individuals use the above information for any purpose.