



EVNGENCO3

INVESTOR BULLETIN

April 2022

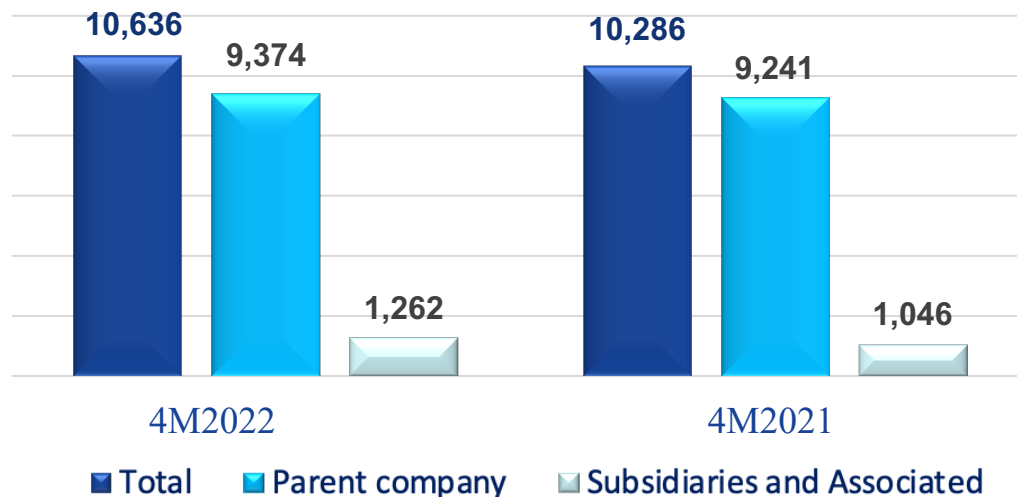
Share information on 29 April 2022

- HOSE: PGV
- No. of outstanding shares: 1,123,468,046
- Charter capital (*bn VND*): 11,235
- Market capitalization (*bn VND*): 36,119

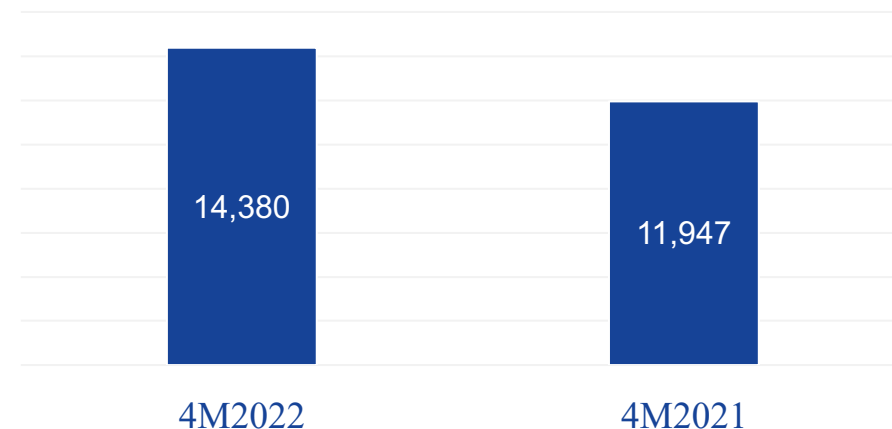


1. Business results

Total electricity output
(Mil. kWh)



Total revenue of Parent company
(bn VND)



- **Vietnam electricity system:** The output of the whole system in April 2022 reached **22.62 bn kWh** (+1.9% YoY). The accumulated 4-month output reached **85.65 bn kWh** (+6.2% YoY). In detail, the coal-fired power sources were mobilized lower than planned, the hydropower sources were mobilized higher than planned, while the remains were as the approved annual plan.
- **EVNGENCO3 (parent company):** The first 4-months electricity output reached **9,374 million kWh**, equal to 101.44% YoY. In detail, Phu My thermal power plants and Buon Kuop hydropower plants were highly mobilized; Vinh Tan 2 coal-fired power plant was mobilized lower than the same period of 2021 due to the difficulties of the coal market.
- The accumulated 4-month revenue was estimated about **14,380 bn VND** (+20% YoY).

I. Business results (cont.)

Company	Capacity (MW)	Capital contribution (%)	Plan FY2022 (Mil. kWh)	Plan 4/2022 (Mil. kWh)	Actual 4/2022 (Mil. kWh)	Monthly Actual/Plan (%)	Yearly accumulated (Mil. kWh)	YoY (%)	Actual/Plan FY2022 (%)
Parent company	5,485	100	27,429	2,603	2,265	87.02	9,374	101.44	34.17
Phu My thermal power	2,540	100	9,937	1,001	1,112	111.08	4,206	104.77	42.33
• Phu My 1	1,080	100	6,023	670	615	91.80	1,597	70.37	26.51
• Phu My 2.1 & 2.1 Extension	890	100	1,428	50	235	474.95	932	87.29	65.30
• Phu My 4	450	100	2,486	282	262	92.94	565	83.50	22.74
Buon Kuop hydropower	586	100	2,367	111	151	136.04	701	117.19	29.62
Vinh Tan thermal power	1,244	100	8,069	792	296	37.34	2,073	79.87	25.69
Mong Duong thermal power	1,080	100	6,996	693	701	101.21	2,375	117.99	33.95
Vinh Tan 2 solar power	42.65 MWp ~ 35 MW	100	60	6	5	83.64	19	93.46	31.66
Subsidiaries	490		380	35	49	139.85	181	49.07	47.62
Ba Ria thermal power (BTP)	390	79.56	34	0	4		54	23.35	158.27
Ninh Binh thermal power (NBP)	100	54.76	346	35	45	128.58	127	92.87	36.68
Associated companies (VSH, TBC, Se San 3A)	584	30	2,072	166	264	159.50	1,081	189.65	52.18
Total	6,559	-	29,881	2,803	2,578	91.97	10,636	103.40	35.59

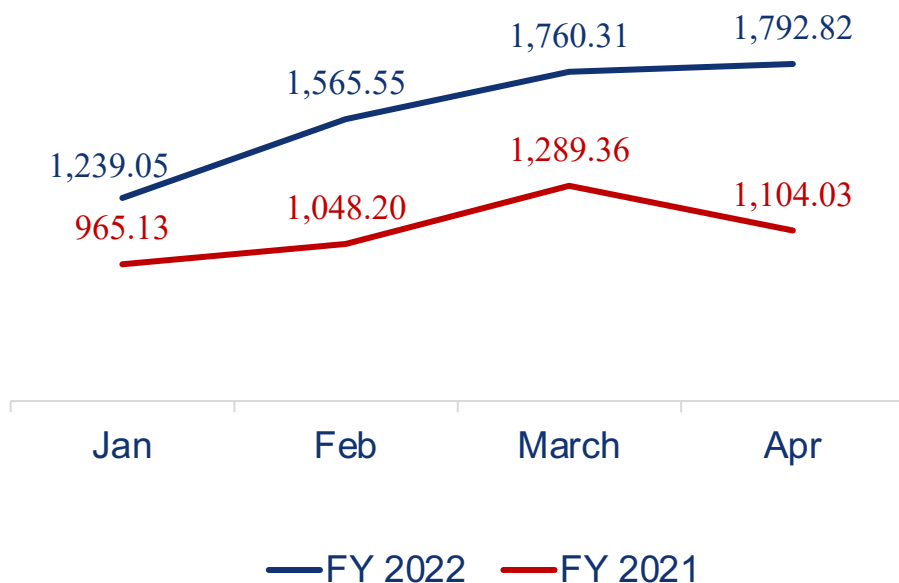
Note: The planned electricity output in 2022 is temporarily calculated according to Decision No. 3063/QĐ-BCT dated 31 December 2021 by MOIT.

I. Business results *(cont.)*

Revenue from electricity generation	Estimated 4 months 2022 <i>(Bn VND)</i>	Actual 4 months 2021 <i>(Bn VND)</i>	YoY <i>(%)</i>
EVNGENCO3 (parent company)	14,380	11,947	+ 20%
Phu My thermal power	7,591	5,650	+ 34%
Buon Kuop hydropower	766	458	+ 67%
Vinh Tan thermal power	2,729	3,256	-16%
Mong Duong thermal power	3,293	2,583	+ 8%

II. Vietnam electricity and fuel market

**Average full market price (FMP)
(VND/kWh)**



Fuel price information

Fuel price	Unit	Type	April 2022	April 2021	YoY (%)
Gas for Phu My plants	(USD/MMBTU)	-	10.03153	7.398388	+ 35.59%
(*) Coal for Vinh Tan 2 plant (FOB)	(VND/ton)	6a.1	1,504,000	1,504,000	0.00%
		5b.1	1,660,000	1,660,000	0.00%
(*) Coal for Mong Duong 1 plant (FOB)	(VND/ton)	6a.1	1,504,000	1,504,000	0.00%

(*) Domestic coals for electricity generation were supplied by TKV & Dong Bac Coal Mineral Corporation

- Average full market price (FMP) in April 2022 was **1,792.82 VND/kWh** (+ **62.39% YoY**)
- In April 2022, the gas supply capacity of the Southeast region was about **17.48 million m³/day**. The average gas consumption of Phu My power plants was about **7.19 million m³/day**; the highest gas consumption was **9.68 million m³/day**, the lowest was **5.06 million m³/day**.
- Gas and oil inventory at power plants are always maintained at an optimal level for production assurance.



III. Investment

Wind power projects

Progress

Research and promote the cooperation in the potential wind power projects toward implementation after the Government approves the National Power Masterplan VIII.



Long Son Power Complex - Ba Ria Vung Tau province

Progress

At the present, EVNGENCO3 and the investor group are preparing the related next step in the investment process.





IV. Highlights

- “EVN and TKV sign memorandum of cooperation to ensure energy supply for economic development ”

<http://lnnk.in/bffP>

- “EVNGENCO3 promotes automation”

<http://lnnk.in/aQg2>

- “Mong Duong Thermal Power Company ensures safe and stable operation in 1Q2022”

<http://lnnk.in/hdei>

- “Holiday 30 April and 1 May: Phu My Thermal Power Company ensures safe and efficient electricity generation”


<http://lnnk.in/hOdy>

- “EPS provides RCM analysis service for Vinh Tan 4 Thermal Power Plant” -

<http://lnnk.in/hfeg>

- “EVNGENCO3 presents 170,000 cartons of milk to primary schools in Binh Thuan and Ba Ria - Vung Tau”.

<http://lnnk.in/hheb>



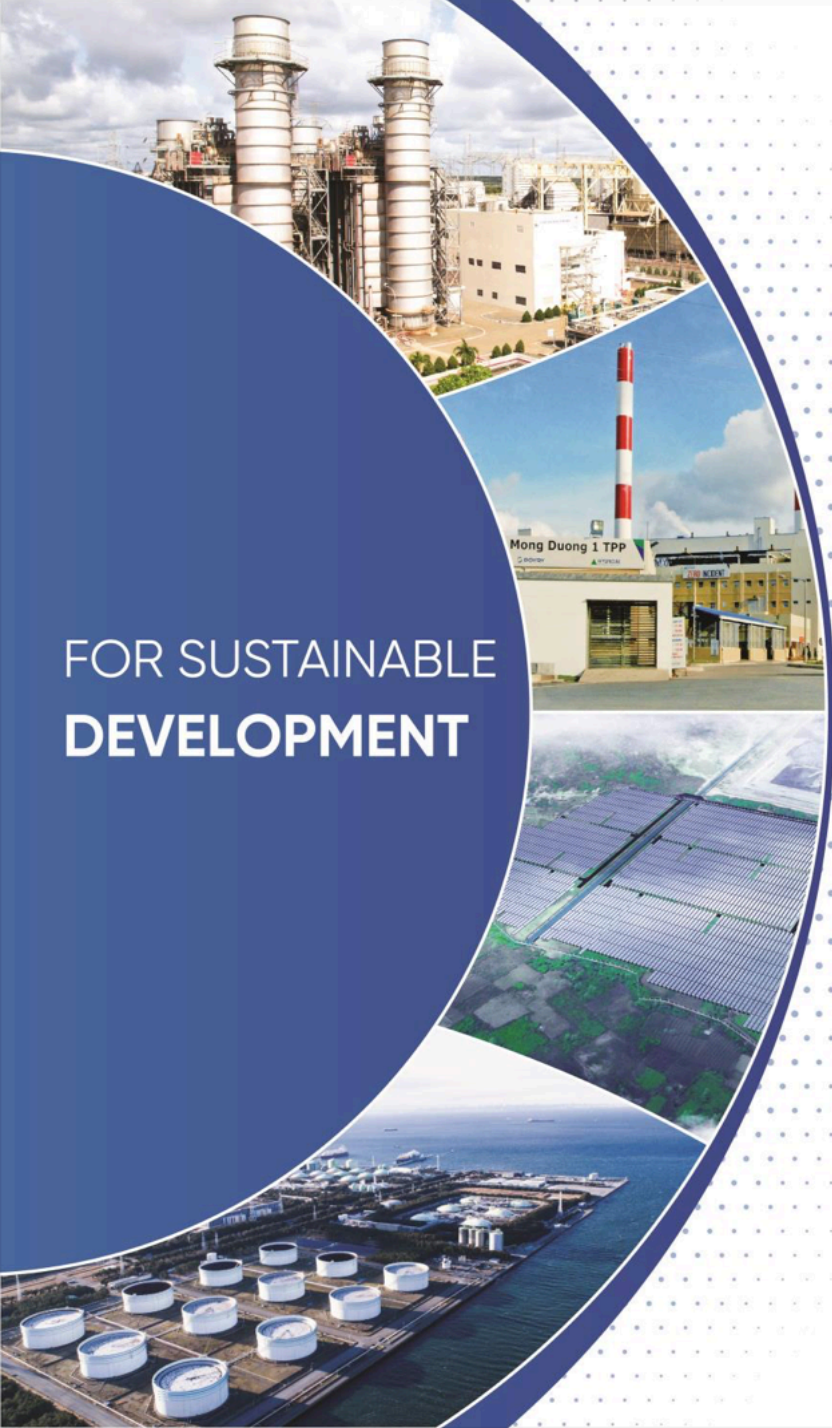


EVNGENCO3

V. Main goals in May 2022

- Electricity generation in May 2022 is forecasted at about **2,821 million kWh** (in which: the parent company: **2,533 million kWh**, and subsidiaries: **288 million kWh**).
- Concentrating on the coal supply in order to ensure the operation of coal-fired power plants.
- Implementing continuously the approved digital transformation plan of EVNGENCO3 to complete on schedule.
- Researching and promoting the cooperation & investment in small hydropower, off-shored wind power projects; and adding the expansion hydropower projects to the national power masterplan.
- Preparation for the Annual General Shareholders Meeting 2022, expected in the middle of June 2022.





FOR SUSTAINABLE
DEVELOPMENT





EVNGENCO3

TỔNG CÔNG TY PHÁT ĐIỆN 3


For further information, please contact:

**POWER GENERATION JOINT STOCK
CORPORATION 3**

 60-66 Nguyen Co Thach, An Loi Dong district, Thu Duc city,
Ho Chi Minh city.

 0933.857.780

 ir@genco3.evn.vn

 www.genco3.com