



EVNGENC03

INVESTOR BULLETIN

February 2022

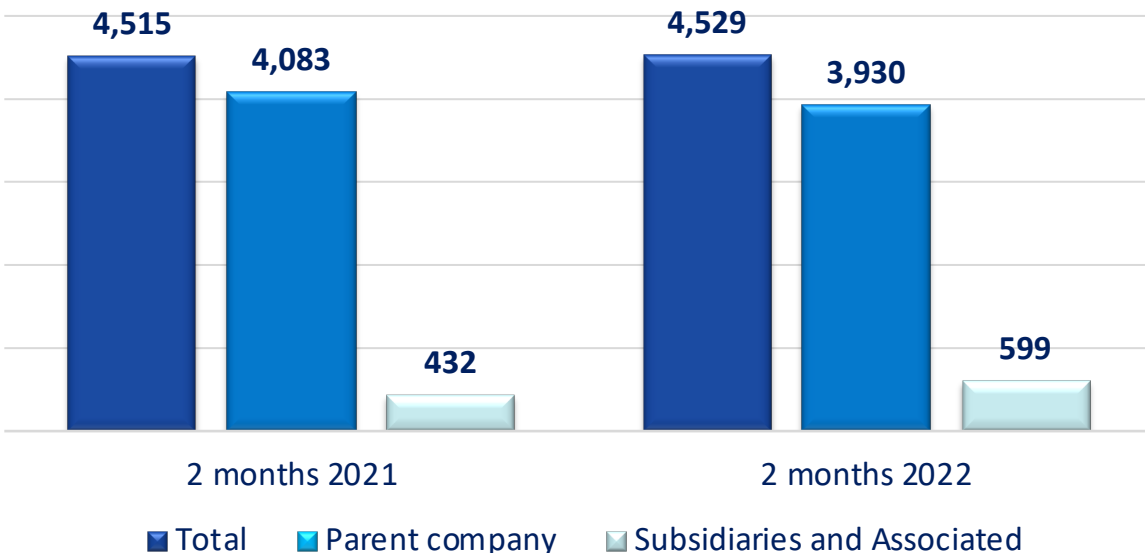
Share information on 28 February 2022

- HOSE: PGV
- No. of outstanding shares: 1.123.468.046
- Charter capital (*billion VND*): 11.234
- Market capitalization (*billion VND*): 42.242

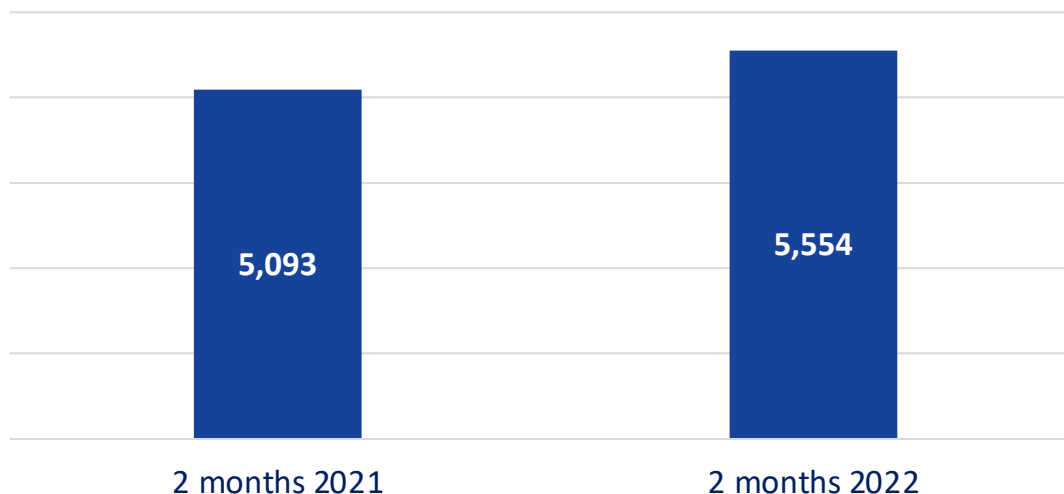


1. BUSINESS RESULTS

Total electricity output
(Mil. kWh)



Total revenue of parent company
(Bil. VND)



- **Vietnam electricity system:** In February 2022, the electricity output of the whole system reached about **18.69 billion kWh (+14.9%)**, the electricity load increased sharply compared to the same period in 2021 since (i) many major provinces/cities have been controlling the spread of Covid-19; (ii) after Tet holiday, the whole country has been gradually restoring many manufacturing & industrial zones, especially entertainment & social services.
- **EVNGENCO3 (parent company):** The electricity output in February 2022 reached about **1.86 billion kWh**, equal to **108.15% YoY**; in which, Vinh Tan 2 power plants, Mong Duong 1 thermal power plants, and Buon Kuop hydropower plants were highly mobilized.
- The accumulated 2-month revenue was estimated at about **5,554 billion VND (+9.05% YoY)**.



I. BUSINESS RESULTS *(cont.)*

Company	Capacity (MW)	Capital contribution (%)	Plan FY2022 (Mil. kWh)	Plan 2/2022 (Mil. kWh)	Actual 2/2022 (Mil. kWh)	Monthly Actual/Plan (%)	Yearly accumulated (Mil kWh)	YoY (%)	Actual/Plan FY2022 (%)
Parent company	5,485	100	27,429	1,630	1,857	113.92	3,930	96.26	14.33
Phu My thermal power	2,540	100	9,937	362	640	176.77	1,471	84.35	14.80
• Phu My 1	1,080	100	6,023	265	436	164.09	857	89.78	14.23
• Phu My 2.1 & 2.1 Extension	890	100	1,428	55	127	233.15	358	75.40	25.08
• Phu My 4	450	100	2,486	42	77	183.66	255	81.35	10.27
Buon Kuop hydropower	586	100	2,367	99	144	145.02	389	106.70	16.44
Vinh Tan thermal power	1,244	100	8,069	603	547	90.69	1,144	114.80	14.18
Mong Duong thermal power	1,080	100	6,996	561	521	92.93	917	94.67	13.11
Vinh Tan 2 solar power	42.65 MWp ~ 35 MW	100	60	5	5	100.47	9	97.11	15.57
Subsidiaries	490		380	34	26	76.13	51	40.18	13.31
Ba Ria thermal power (BTP)	390	79.56	34	5	3	50.65	3	3.91	7.71
Ninh Binh thermal power (NBP)	100	54.76	346	29	23	80.73	48	82.09	13.86
Associated companies (VSH, TBC, Se San 3A)	584	30	2,072	126	220	174.23	548	179.18	26.46
Total	6,559	-	29,881	1,791	2,103	117.46	4,529	100.31	15.16

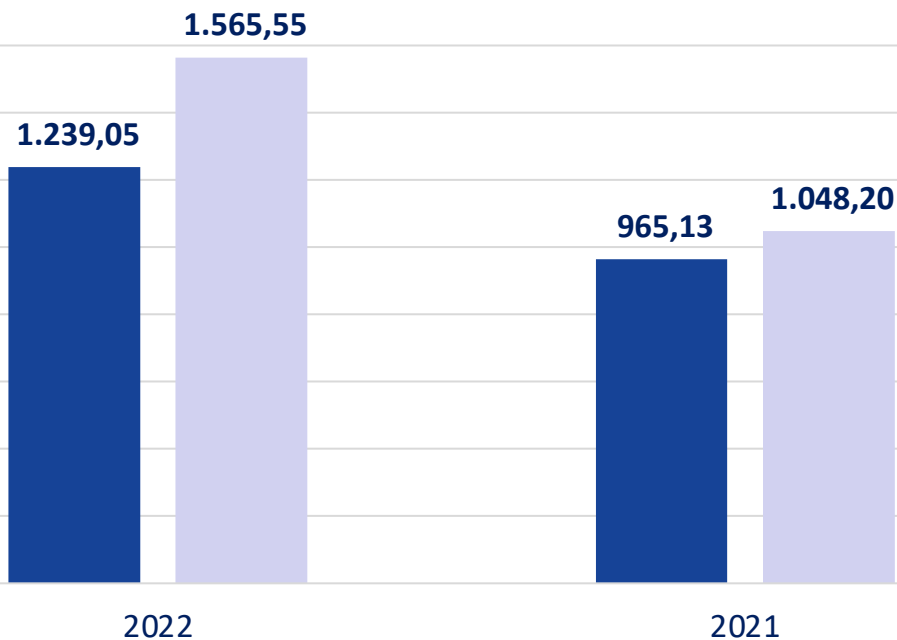
Note: The planned electricity output in 2022 is temporarily calculated according to Decision No. 3063/QĐ-BCT dated 31 December 2021 by MOIT.

I. BUSINESS RESULTS *(cont.)*

Revenue from production	Estimated 2 months 2022 <i>(Bil. VND)</i>	Actual 2 months 2021 <i>(Bil. VND)</i>	YoY <i>(%)</i>
EVNGENCO3 (parent company)	5,554	5,093	+9.05%
Phu My thermal power	2,494	2,389	+4.39%
Buon Kuop hydropower	400	292	+37,09%
Vinh Tan thermal power	1,448	1,181	+22,67%
Mong Duong thermal power	1,212	1,232	-1,62%

II. VIETNAM ELECTRICITY & FUEL MARKET

Average full market price (FMP)
January - February 2021 & 2022 (VND/kWh)



Fuel price information

Fuel price	Unit	February 2022	February 2021	YoY (%)
Gas for Phu My plants	(USD/MMBTU)	8.739434	6.605934	+32,30%
(*) 6a.1 coal for Vinh Tan 2 (FOB)	(VND/ton)	1,504,000	1,504,000	0,00%
(*) 6a.1 coal for Mong Duong 1 (FOB)	(VND/ton)	1,504,000	1,504,000	0,00%

(*) Domestic 6a.1 coals for electricity generation were supplied by TKV

- Average full market price (FMP) in February 2022 was **1.565,55 VND/kWh (+49.36% YoY)**
- In February 2022, the gas supply capacity of the Southeast region was about **16.8 ÷ 18.5** million m³/day. The average gas consumption of Phu My power plants was about **4.3 million m³/day**; the highest gas consumption was about **8.2 million m³/day**, the lowest was about **1.4 million m³/day**.
- Gas and oil inventory at power plants are always maintained at an optimal level for production assurance.



III. INVESTMENT

Wind power projects

progress

Research and promote the cooperation in the potential wind power projects toward implementation after the Government approves the National Power Masterplan VIII.



Long Son Power Complex - Ba Ria Vung Tau province

Progress

At the present, EVNGENCO3 and the investor group are preparing the related next step in the investment process.





IV. HIGHLIGHTS

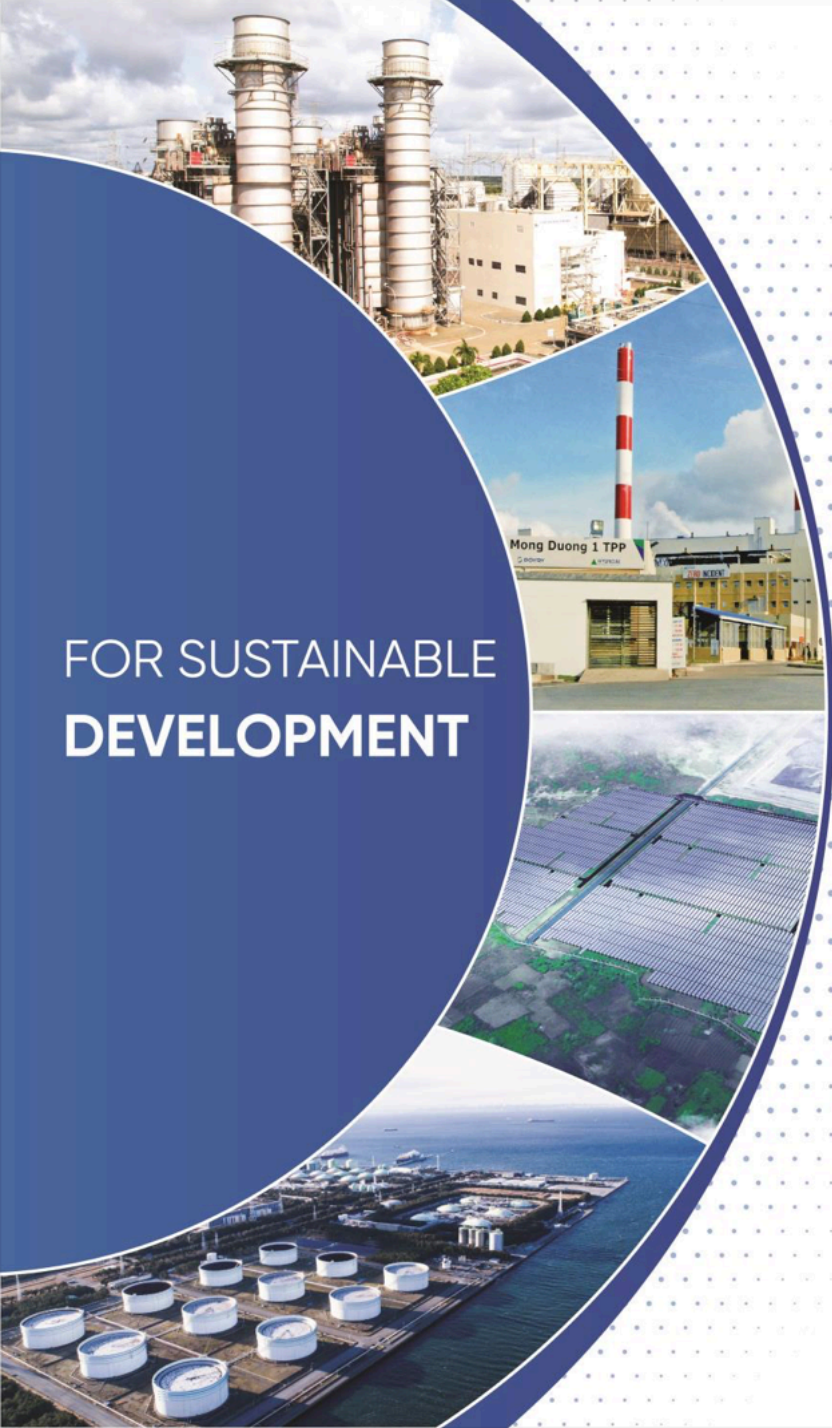
- “EVN operation in February and goals - tasks in March 2022” - <http://lnnk.in/dtge>
- “EVN successfully completed the water supply from hydropower reservoirs to serve agricultural production in the winter-spring season 2022 for the - <http://lnnk.in/aanl>
- “EVNGENCO3 has officially listed shares on Ho Chi Minh City Stock Exchange” - <https://lnnk.in/a6fy>
- “Phu My thermal power company: many community-oriented activities at the beginning of the new year 2022” - <http://lnnk.in/gOeR>
- “Mong Duong thermal power company launched the Planting Festival at the beginning of 2022” - <http://lnnk.in/gMe0>
- “Notice of appointment: the person in charge of Corporate governance cum Secretary of EVNGENCO3” - <http://lnnk.in/gQeP>



V. MAIN GOALS IN MARCH

- Electricity production in March 2022 is forecasted at about **3,176 million kWh** (*in which*: the parent company: **2,991 million kWh**, and the subsidiaries: **185 million kWh**).
- Ensuring both Covid-19 prevention and production.
- Concentrating on the coal supply in order to ensure the operation of coal-fired power plants.
- Researching and promoting the cooperation & investment in small hydropower, off-shored wind power projects; and adding the expansion hydropower projects to the national power masterplan.





FOR SUSTAINABLE
DEVELOPMENT





EVNGENCO3

TỔNG CÔNG TY PHÁT ĐIỆN 3


For further information, please contact:

**POWER GENERATION JOINT STOCK
CORPORATION 3**

 60-66 Nguyen Co Thach, An Loi Dong district, Thu Duc city,
Ho Chi Minh city.

 0933.857.780

 ir@genco3.evn.vn

 www.genco3.com