



Investor Bulletin

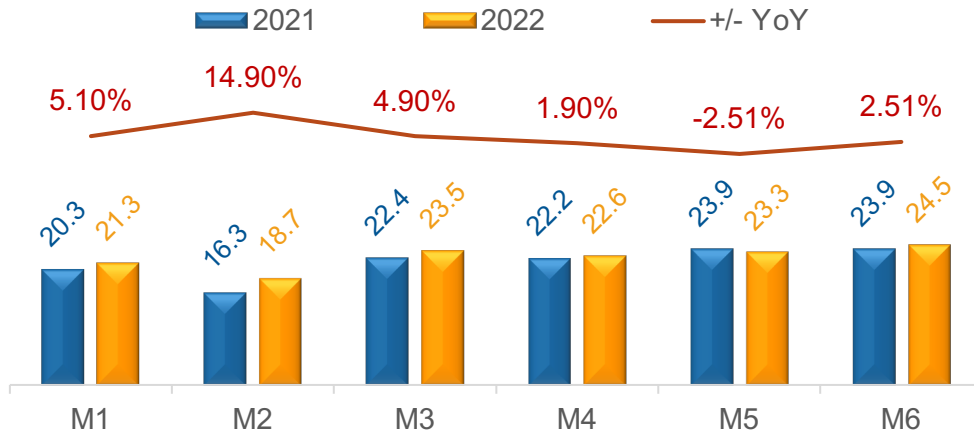
June 2022

On June 30, 2022

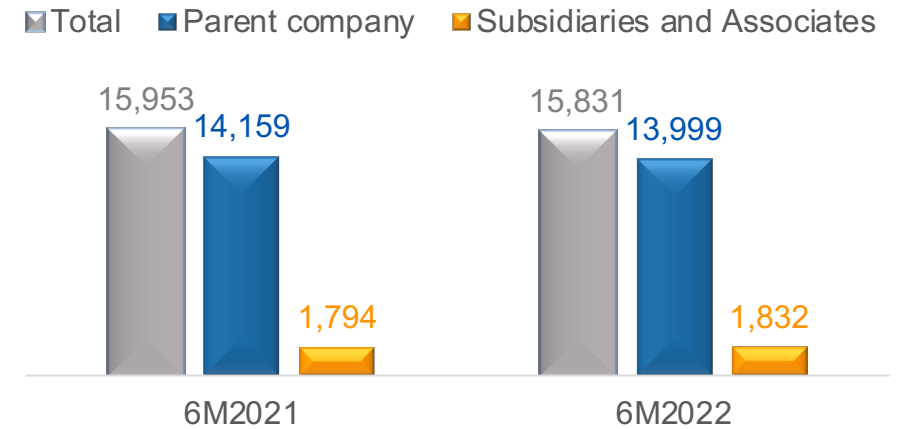
✧ Stock symbol	PGV
✧ Stock exchange	HOSE
✧ Charter capital (<i>bn VND</i>)	11,235
✧ Outstanding shares (<i>million</i>)	1,123
✧ Market capitalization (<i>bn VND</i>)	29,435
✧ Market capitalization (<i>bn USD</i>)	1.26



System electricity output
(Bn kWh)



EVNGENCO3 accumulated electricity output
(Mil kWh)



VIETNAM ELECTRICITY SYSTEM

- ❖ In June 2022, the whole system electricity output reached **24.5 billion kWh**, increased by 2.51% compared to the same period 2021.
- ❖ In June, hot weather occurred in all 3 regions, so the demand for electricity consumption increased. The peak capacity of the whole system set a new record at 45,528 MW (June 21, 2022). Hydropower plants were mobilized to the maximum. Thermal power plants were mobilized according to the needs of the system.
- ❖ The system continues to ensure electricity supply for socio-economic development and to meet domestic electricity demand.

EVNGENCO3

- ❖ Total accumulated electricity output in 6 months reached **15,831 million kWh**, equaling 99.24% YoY and achieving 49.7% of the annual plan.
- ❖ Continued high mobilization at Buon Kuop hydropower plants due to favorable hydrology. The mobilization of Vinh Tan 2 was not high due to difficulties of coal market.



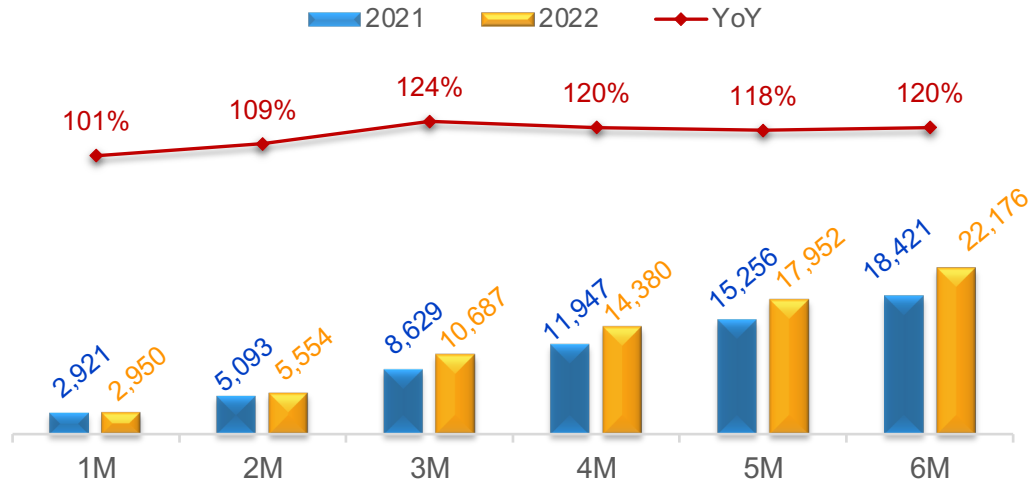
Electricity generation by unit

Unit	% Stake	Capacity (MW)	Plan (Mil. kWh)		Actual (Mil. kWh)		Compare (%)		
			2022	June 2022	June 2022	6M2022	6M YoY	June 2022	2022
EVNGENCO3 parent company		5,485	28,472	2,850	2,331	13,999	98.87	81.79	49.17
Phu My thermal power	100	2,540	11,561	1,258	896	6,000	101.13	71.23	51.90
Buon Kuop hydropower	100	586	2,645	125	235	1,151	141.95	187.86	43.50
Vinh Tan thermal power	100	1,244	7,210	772	617	3,225	78.21	79.98	44.73
Mong Duong thermal power	100	1,080	6,996	691	579	3,595	110.24	83.81	51.38
Vinh Tan 2 solar power	100	42.65 MWp ~ 35 MW	59.7	5.3	4.6	28	93.38	86.79	46.86
Subsidiaries		490	771	66	31	253	39.08	47.56	32.77
Ba Ria thermal power (BTP)	79.56	390	425	38	20	88	21.65	51.64	20.76
Ninh Binh thermal power (NBP)	54.76	100	346	27	11	164	68.81	41.82	47.51
Associated companies (VSH, TBC, Se San 3A)		584	2,609	228	240	1,579	137.62	105.17	60.53
Total		6,559	31,852	3,145	2,603	15,831	99.24	82.77	49.70

Note: Electricity output plan approved by annual General Shareholders Meeting.

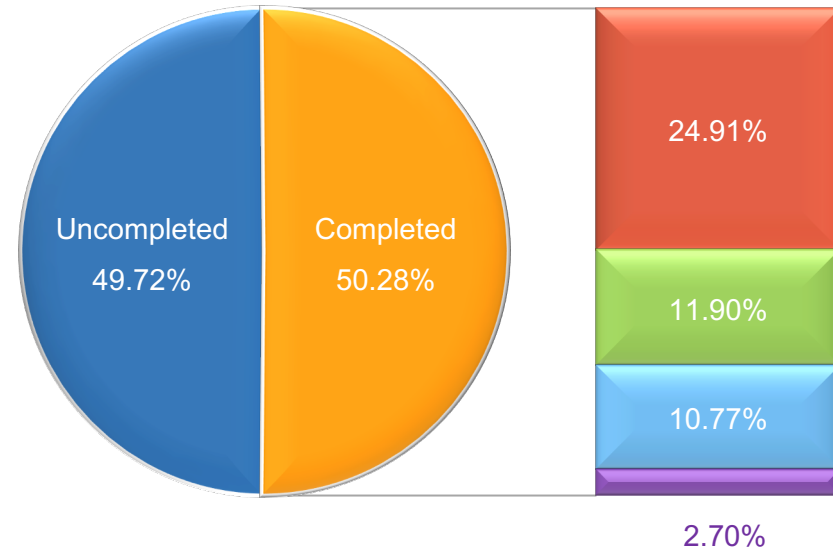
Business results

Accumulated electricity revenue
EVNGENCO3 parent company (bn VND)



Power generation revenue (bn VND)	Estimated 6M2022	Actual 6M2021	% YoY
Parent company EVNGENCO3	22,176	18,421	+20%
Phu My Thermal Power	10,988	8,465	+30%
Buon Kuop Hydropower	5,248	4,175	+26%
Vinh Tan Thermal Power	4,749	5,176	-8%
Mong Duong Thermal Power	1,191	605	+97%

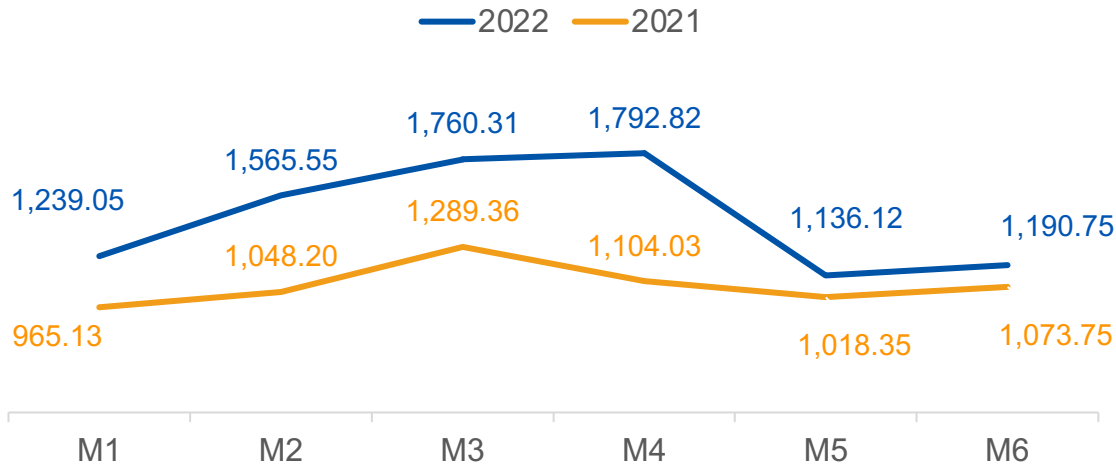
Electricity revenue breakdown
EVNGENCO3 parent company (%)



■ Phu My ■ Mong Duong ■ Vinh Tan ■ Buon Kuop

Accumulated 6-month power generation revenue of parent company EVNGENCO3 was estimated at about **22,176 bn VND**, +20% YoY 2021 and achieved 50.28% of the annual plan.

Average full market price (FMP) (VND/kWh)



Fuel price	Unit	Type	June 2022	June 2021	YoY (%)
Gas for Phu My TPP	(USD/MMBTU)	-	9.174634	6.908589	+32.80%
(*) Coal for Vinh Tan 2 TPP (FOB)	(VND/ton)	6a.1	1,504,000	1,504,000	0.00%
(*) Coal for Mong Duong 1 TPP (FOB)	(VND/ton)	6a.1	1,504,000	1,504,000	0.00%

(*) Domestic coal price for power generation from TKV and Dong Bac Corporation.

ELECTRICITY MARKET

- ✦ Average full market price (FMP) in June 2022: **1,190.75 VND/kWh**, higher than 10.9% compared to the same period 2021.

GAS SUPPLY CAPACITY

- ✦ Gas supply capacity of the Southeast region was about **16.1 ÷ 17.8 million m³/day**, ensuring for power production.

GAS CONSUMPTION AT PHU MY POWER PLANTS

- ✦ Minimum gas consumption: **7.9 million m³/day**
- ✦ Average gas consumption: **5.8 million m³/day**
- ✦ Maximum gas consumption: **3.4 million m³/day**
- ✦ Gas and oil inventory at plants are always maintained at an optimal level for production.

COAL

- ✦ Coal supply for thermal power plants ensures production.

LONG SON POWER COMPLEX - BA RIA VUNG TAU PROVINCE

Progress:

- EVNGENCO3 and members of Investor Group are preparing relevant contents to take the next process.



SMALL WIND POWER AND SOLAR POWER PROJECTS

Progress:

- Research, promote and cooperate in developing potential small hydropower and wind power projects for deployment when the Government approves the Power Master Plan VIII.



- ❖ EVNGENCO3 Annual General Shareholders Meeting 2022
[Link for details](#)
- ❖ EVNGENCO3: Training & developing human resources to master and assure integration.
[Link for details](#)
- ❖ National Assembly's Committee for Science, Technology & Environment inspects and supervises environmental protection at Vinh Tan Power Complex in 2022.
[Link for details](#)
- ❖ Mong Duong thermal power company stabilizes production and maintains growth rate.
[Link for details](#)
- ❖ EPS applies technology to guarantee maintenance in dry season 2022.
[Link for details](#)
- ❖ Buon Kuop hydropower company actively implements disaster prevention and secure activities.
[Link for details](#)
- ❖ Se San 3A hydropower company guarantees power supply in the first 6 months of 2022.
[Link for details](#)



❖ Expected electricity output in July 2022: **3.191 million kWh**

In which:

- Parent company: **2.950 million kWh**
 - Subsidiaries and associated companies: **241 million kWh**
- ❖ Concentrate on coal supply to ensure the operation of coal-fired power plants.
- ❖ Continue implementing digital transformation of Corporation according to the approved plan and complete on schedule.
- ❖ Research and promote investment cooperation in small hydropower and offshore wind projects, supplement hydropower extension projects into national power master plan.

05.07.2022	Infor disclosure: Dividend payment plan 2021
15.07.2022	The last registration date for dividend payment 2021
29.07.2022	Dividend payment date 2021
30.07.2022	Infor disclosure: 2Q2022 Financial Statements and 1H2022 Corporation Management Report.



Contact:

POWER GENERATION JOINT STOCK CORPORATION 3

Add: 60-66 Nguyen Co Thach, Sa La Urban Area, An Loi Dong, Thu Duc City, Ho Chi Minh City, Vietnam

Tel: +84 28 3636 7449 Fax: +84 28 3636 7450

Website: www.genco3.com Email: ir@genco3.evn.vn

The information in this bulletin is provided by Power Generation Joint Stock Corporation 3 (EVNGENCO3) for the purpose of providing information related to EVNGENCO3 production and business to shareholders and investors, as well as internal organizations and individuals of EVNGENCO3.

EVNGENCO3 always strives to ensure transparency, completeness, and accuracy of the information contained in this bulletin.

This bulletin may contain forecast information, reflecting the internal management perspective on production and business of EVNGENCO3 in the future, as well as those of its subsidiaries and associated companies. Prospective results are based on estimates, expectations, and current information. In addition, projections are influenced by risks and unforeseen events that may differ significantly from actual results.

All information in this bulletin is not an offer to buy/ sell shares of EVNGENCO3 (HOSE: PGV), so shareholders and investors should only consider this news as a reference and EVNGENCO3 disclaims responsibility for unintended cases when other organizations and individuals use the above information for any purpose.