



EVNGENCO 3

POWER GENERATION CORPORATION 3

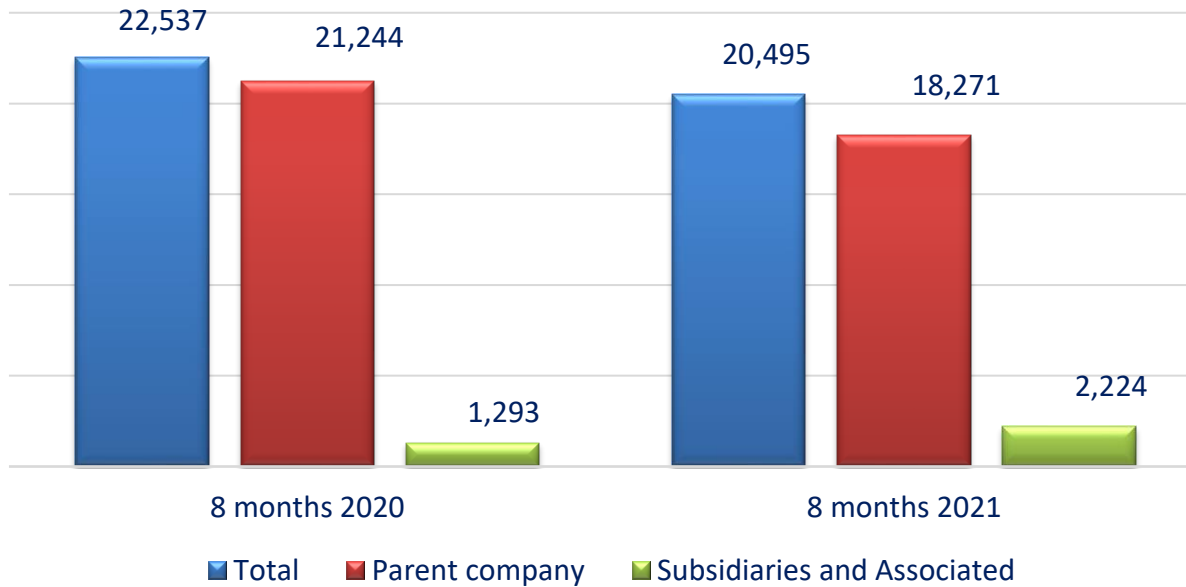
MONTHLY INVESTOR BULLETIN

Reported in August 2021

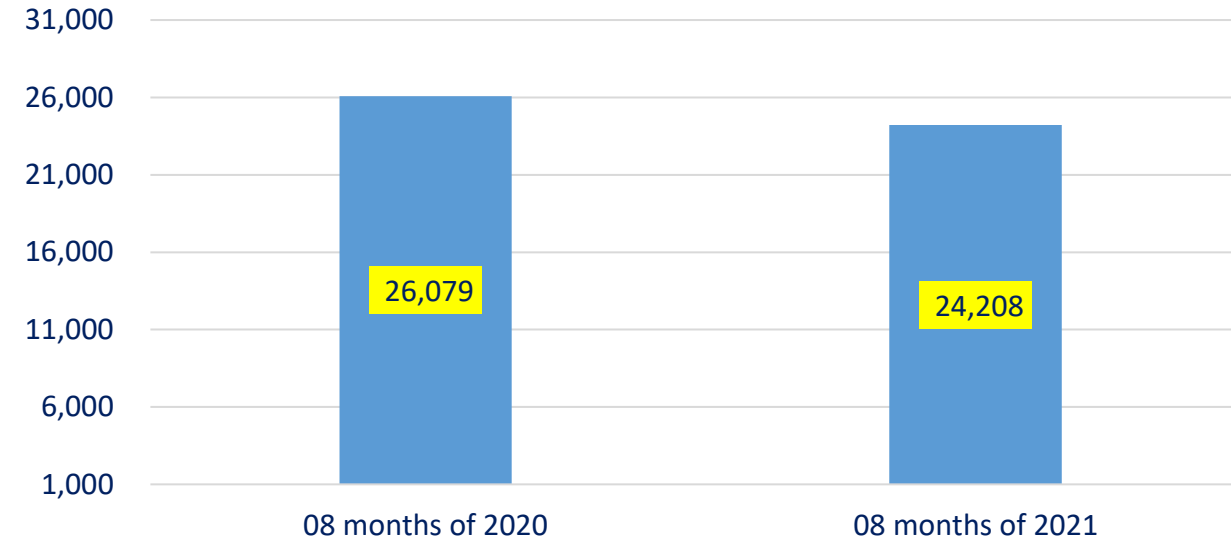
Stock information on August 31st 2021

- UPGoM : PGV
- Number of outstanding shares: 1,123,468,046
- Charter Capital (Bil VND): 11,234
- Market Capitalization (Bil VND): 28,873

Total outputs (mil kWh)



Revenue of parent company (bil VND)



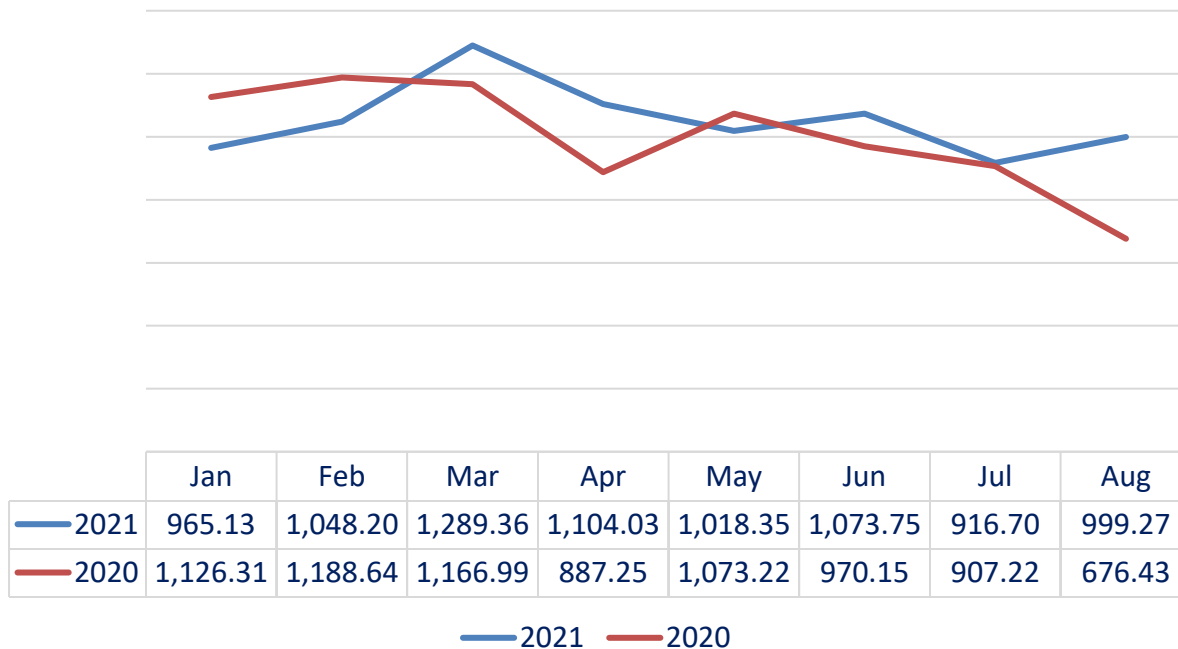
- The total generated output in the whole system in the past 8 months reached more than **21.58** billion kWh decreasing **0.3%** YoY. Accumulated in the first 08 months of 2021, the generated electricity in the whole system was estimated at **173.22 billion kWh, increasing 5.4%** YoY.
- Production output of the first 8 months in 2021 of EVNGENCO 3 – the parent company reached **18,271 mil kWh**, which equals to **86%** YoY due to the influence of Covid-19 pandemic and the social-distance policy, the lower load demand of the electric system, especially in the South area.
- The parent company's accumulated revenue of the first 8 months in 2021 was estimated at VND **24,208 billion (-7.17% YoY)**.

OUTPUT BREAKDOWN

Units	Capacity (MW)	% Equity	2021 plan (mil kWh)	August 2021 (planned)	August 2021 (actual) mil kWh	Monthly Actual/ planned (%)	Yearly accumulate d (mil kWh)	YoY(%)	2021 actual/ planned(%)
Parent company	5,485	100	29,654	2,489	1,747	70.18	18,271	86.00	61.61
Phu My gas-fired PP	2,540	100	12,980	1,181	755	63.97	7,569	78.78	58.31
<i>Phu My 1</i>	<i>1,080</i>	<i>100</i>	<i>6,909</i>	<i>638</i>	<i>379</i>	<i>59.36</i>	<i>4,169</i>	<i>85.55</i>	<i>60.35</i>
<i>Phu My 2.1 & 2.1 Extension</i>	<i>890</i>	<i>100</i>	<i>3,701</i>	<i>341</i>	<i>240</i>	<i>70.16</i>	<i>2,106</i>	<i>75.97</i>	<i>56.91</i>
<i>Phu My 4</i>	<i>450</i>	<i>100</i>	<i>2,370</i>	<i>201</i>	<i>137</i>	<i>68.11</i>	<i>1,293</i>	<i>65.93</i>	<i>54.57</i>
BuonKuop HP	586	100	2,703	243	177	72.99	1,151	96.90	42.57
Vinh Tan coal-fired PP	1,244	100	7,433	707	412	58.25	5,190	94.87	69.82
Mong Duong coal-fired PP	1,080	100	6,480	354	398	112.43	4,323	87.38	66.72
Vinh Tan 2 Solar PP	42.65 MWp ~ 35 MW	100	59	5	5	88.58	39	123.58	65.73
Subsidiaries & Associated companies	490		785	49	60	121.99	760	128.37	96.72
Ba Ria gas-fired PP (BTP)	390	79.56	425	16	23	146.15	443	303.15	104.22
Ninh Binh coal-fired PP (NBP)	100	54.76	360	33	37	110.57	317	71.07	87.89
Associated companies (VSH, TBC, Sesan 3A)	584	30	2,263	203	148	72.80	1,464	208.93	64.70
Total	6,559	-	32,703	2,741	1,955	71.30	20,495	90.94	62.67

Revenue of production output	Accumulation in the first 08 months of 2020 (bil VND)	Estimated accumulation in the first 08 months of 2021 (bil VND)	Y-O-Y(%)
Parent company	24,208	26,079	-7.17%
Phu My gas-fired PP	11,240	11,627	-3.32%
Buon Kuop HP	746	739	0.96%
Vinh Tan coal-fired PP	6,717	7,219	-6.96%
Mong Duong coal-fired PP	5,506	6,494	-15.22%

**Average full market price (FMP) in Jan-August/
2020 & 2021 (VND/kWh)**



Fuel price list

Fuel price	Unit	August 2021	August 2020	YoY(%)
Gas price at Phu My plants	(USD/MMBTU)	7.942965	5.538264	+43.42%
(*) 6a mixed coal price at Vinh Tan 2 (FOB)	(VND/ton)	1,529,000	1,547,000	-1.16%
(*) 6a mixed coal price at Mong Duong 1 (FOB)	(VND/ton)	1,504,000	1,517,000	-0.86%

(*) Imported mixed coal price for generating electricity is supplied by TKV

- The average full market price (FMP) in August 2021 was **999.27 VND/kWh**, increasing **47.73%** compared to that in August 2020.
- The gas consumption of power plants in the Southeast region reached **9.8 mil.m³/day**, lower than the average of July (**11.8 mil.m³/day**); Phu My power plants reached **4.7 mil.m³/day**, lower than the average of July (**5.4 mil.m³/day**).
- Power plants always maintain optimal coal, oil inventory to ensure fuel for production.

Solar farm (supply for auxiliary system at power plants)

Progress

At Phu My 2.1 and Phu My 4 powerplant (1,708.8 kWp):
The contracts selection is being implemented.



Long Son Power Complex – Ba Ria-Vung Tau Province

Progress

At the moment, the parent company together with the partners in the Complex are preparing the relevant documents to deploy the next steps



- “Phu My thermal power plant focusing on using solar energy to reduce the auxiliary power and be more environmental friendly” - <http://lnnk.in/coc4>
- “EPS ahead of the progress on S3’s medial repair at Vinh Tan 4 thermal power plant” - <http://lnnk.in/fWbG>
- “The Hospital for Tropical Diseases in HCMC equipped with Oxygen supply system for COVID 19 treatment” - <http://lnnk.in/cLcu>
- “Handing over the HFNC system and the vacuum system to 504 hospital beds at COVID -19 Intensive Care Hospital” - <http://lnnk.in/iymbw>
- “Introducing the ATM Oxygen Project – Free Oxygen supply for COVID -19 patients” - <http://lnnk.in/fYbE>
- “Report on the results of the stock issuance to pay dividends in 2020” - <http://lnnk.in/iAbw>



MISSIONS IN SEPTEMBER 2021

- Production output of September 2021 is forecasted at **2,656 million kWh** (of which: *Dependent Accounting Units* : **2,374 million kWh**, and *Joint Stock Companies* : **282 million kWh**).
- To deploy studying, developing cooperation in small hydropower projects, offshore wind power projects and adding extensive hydropower projects into the national Power Development Plan.
- To register the first trading day for the number of 53,498,469 shares of PGV (paying dividends in shares in 2020) on the Hanoi Stock Exchange (HNX) expected at the end of September 2021.
- To implement the procedure for transferring shares of TCT (code PGV) from Upcom to listing on HOSE as planned.
- To ensure both pandemic prevention and production work





FOR SUSTAINABLE
DEVELOPMENT



EVNGENCO 3

For more Informations, please contact us at:

**INVESTOR RELATIONS GROUP
EVNGENCO 3**

📍 No:60-66 Nguyen Co Thach Street, Sala Urban Area,
District 2, Ho Chi Minh City

☎ (+84) 028 36367449
(+84) 028 36367450

✉ ir@genco3.evn.vn

@ www.genco3.com