



EVNGENCO 3


POWER GENERATION CORPORATION 3

MONTHLY INVESTOR BULLETIN

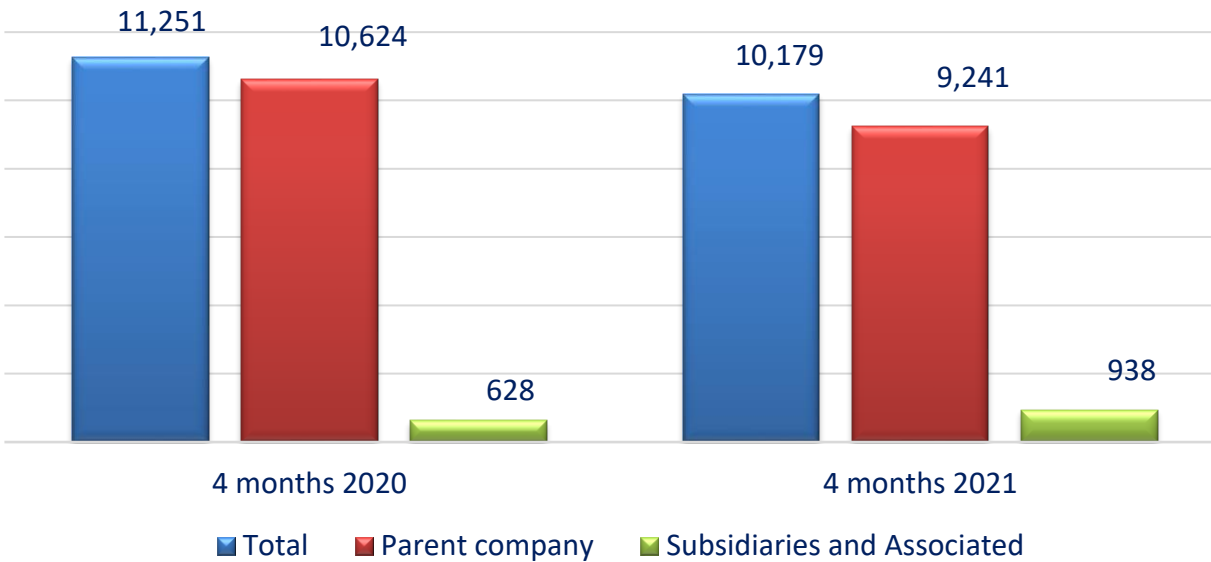
Reported in April 2021

Stock information on April 29th 2021

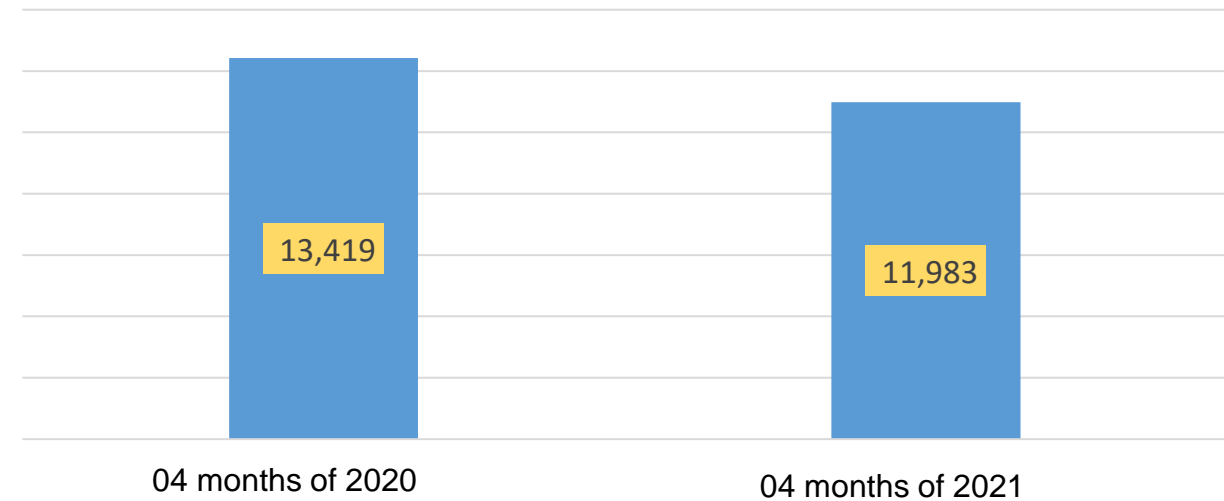
- UPCoM : PGV
- Number of outstanding shares: 1,069,969,577
- Charter Capital (Bil VND): 10,700
- Market Capitalization (Bil VND): 17,868
- FOL: 49%



Total outputs (mil kWh)



Revenue of parent company (bil VND)

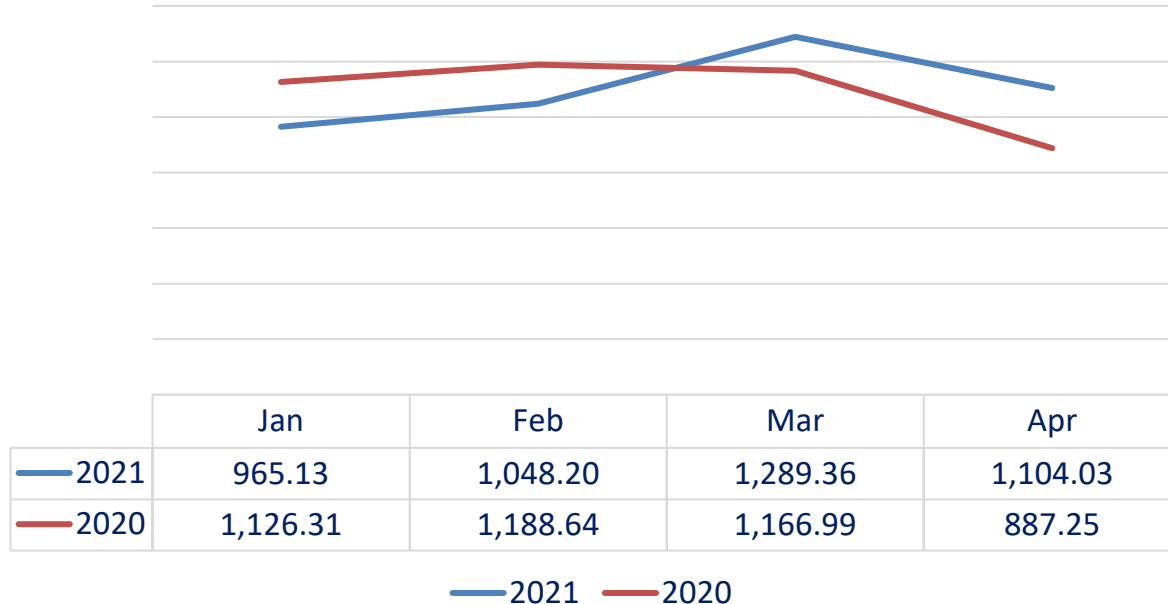


- The total output in April of the whole system reached 20,891 mil kWh, increasing 19.2% compared to the same period. The total output in the first 4 months of 2021 reached 76,518.7 mil kWh, increasing 7.2% compared to the same period of 2020.
- Production output of the first 4 months in 2021 of EVNGENCO 3 - the parent company reached **9,241 mil kWh**, which equals to **86.99%** YoY. due to the fact that the system has reduced the mobilization of thermal power to develop renewable energy.
- The parent company's accumulated revenue of the first 4 months in 2021 was estimated at VND **11,983 billion** (-10.70% YoY).

Units	Capacity (MW)	% Equity	2021 plan (mil kWh)	April 2021 (planned)	April 2021 (actual) mil kWh	Monthly Actual/ planned (%)	Yearly accumulated (mil kWh)	YoY(%)	2021 actual/ planned(%)
Parent company	5,485	100	29,654	2,757	2,468	89.53	9,241	86.99	31.16
Phu My gas-fired PP	2,540	100	12,980	1,221	1,137	93.13	4,015	80.32	30.93
<i>Phu My 1</i>	<i>1,080</i>	<i>100</i>	<i>6,909</i>	<i>651</i>	<i>661</i>	<i>101.57</i>	<i>2,269</i>	<i>91.09</i>	<i>32.84</i>
<i>Phu My 2.1 & 2.1 Extension</i>	<i>890</i>	<i>100</i>	<i>3,701</i>	<i>375</i>	<i>295</i>	<i>78.62</i>	<i>1,068</i>	<i>77.10</i>	<i>28.87</i>
<i>Phu My 4</i>	<i>450</i>	<i>100</i>	<i>2,370</i>	<i>195</i>	<i>181</i>	<i>92.88</i>	<i>677</i>	<i>60.38</i>	<i>28.57</i>
BuonKuop HP	586	100	2,703	138	99	71.90	598	157.15	22.13
Vinh Tan coal-fired PP	1,244	100	7,433	775	771	99.55	2,595	98.14	34.91
Mong Duong coal-fired PP	1,080	100	6,480	617	456	73.84	2,013	77.83	31.06
Vinh Tan 2 Solar PP	42.65 MWp ~ 35 MW	100	59	6	5	81.75	20	141.56	34.37
Subsidiaries & Associated companies	490		785	65	122	188.03	369	105.13	46.93
Ba Ria gas-fired PP (BTP)	390	79.56	425	33	79	237.67	232	201.36	54.56
Ninh Binh coal-fired PP (NBP)	100	54.76	360	31	42	135.12	137	58.05	37.93
Associated companies (VSH, TBC, Sesan 3A)	364	30	1,510	123	124	100.54	570	205.75	37.74
Total	6,339	-	31,950	2,944	2,714	92.16	10,179	90.47	31.86

Revenue of production output	Accumulation in the first 04 months of 2020 (bil VND)	Estimated accumulation in the first 04 months of 2021 (bil VND)	Y-O-Y(%)
Parent company	13,419	11,983	-10.70
Phu My gas-fired PP	6,245	5,650	-9.52
Buon Kuop HP	239	458	+92.01
Vinh Tan coal-fired PP	3,521	3,260	-7.41
Mong Duong coal-fired PP	3,415	2,614	-23.44

**Average full market price (FMP) in Jan-April/
2020 & 2021 (VND/kWh)**



Fuel price list

Fuel price	Unit	April 2021	April 2020	YoY(%)
Gas price at Phu My plants	(USD/MMBTU)	7.398388	5.713604	+29.49%
(*) 6a mixed coal price at Vinh Tan 2 (FOB)	(VND/ton)	1,529,000	1,547,000	-1.16%
(*) 6a mixed coal price at Mong Duong 1 (FOB)	(VND/ton)	1,504,000	1,517,000	-0.86%

(*) Imported mixed coal price for generating electricity by Supplier TKV

- The average full market price (FMP) in April 2021 was **1,104.03 VND/kWh**, increasing **24.43%** compared to that in April 2020.
- The gas consumption of power plants in the Southeast region reached 16.2 million m³/day; and Phu My power plants reached 7.2 mil.m³/day, higher than the average of March 2021 (**6.6 mil. m³/day**) .
- Power plants always maintain optimal coal, oil inventory to ensure fuel for production.

Solar farm (supply for auxiliary system at power plants)

Progress

- At Phu My 1 power plant – Phu My Thermal power construction (667.5 kWp): The connection to the plant auxiliary system has been completed.
- At Phu My 2.1 and Phu My 4 powerplant (1,708.8 kWp): The contracts selection is being implemented.



Long Son Power Complex – Ba Ria-Vung Tau Province

Progress

- At the moment, the parent company together with the partners in the Complex are preparing the relevant documents to deploy the next steps.



- “EVNGENCO 3 is proactive in preventing COVID-19 pandemic” - <https://lnnk.in/dMcm>
- “EVNGENCO 3 ensures power production during the national holiday of April 30th and May 1st” - <https://lnnk.in/bFcG>
- “Meeting invitation announcement for the 2021 annual general meeting of shareholders” - <https://lnnk.in/hja4>
- “The financial reports of the 1st quarter-2021” - <https://lnnk.in/exbi>
- “EPS hands over the youths’ project – waiting hall for picking students- <https://lnnk.in/bHcE>
- “The 2021 Art Performance by the staffs of EVNGENCO 3” - <https://lnnk.in/hla2>



MISSIONS IN MAY 2021

- Production output of May 2021 is forecasted at **3,006 million kWh** (of which: *Dependent Accounting Units: 2,845 million kWh, and Joint Stock Companies : 160 million kWh*).
- To cooperate tightly to the coal suppliers in order to ensure the coal supply according to the Contract and ensure the mobilization demand of the Electricity system and warehouse storage.
- To make a price offer appropriate to the current situation of the electricity market, ensuring the production & business outcomes.
- Long Son Power Complex : To cooperate with the partners in order to deploy the next steps for investment.
- To prepare to organize the 2021 annual general meeting of shareholders of EVNGENCO 3 which is expected to occur on May 27th 2021.





FOR SUSTAINABLE
DEVELOPMENT



EVNGENCO 3

For value shareholders, please contact the following for further information:

**INVESTOR RELATION GROUP
EVNGENCO 3**

📍 No 60-66 Nguyen Co Thach Street, Sala Urban Area,
District 2, Ho Chi Minh City

☎ 028 36367449

✉ Hungcv@genco3.evn.vn

@ www.genco3.com