




EVNGENCO 3

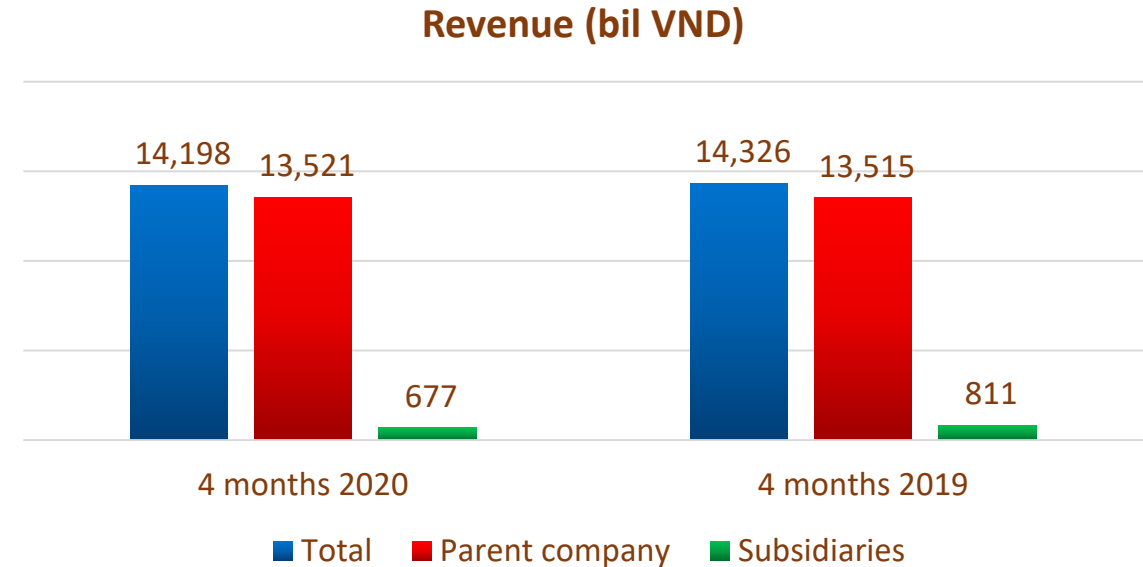
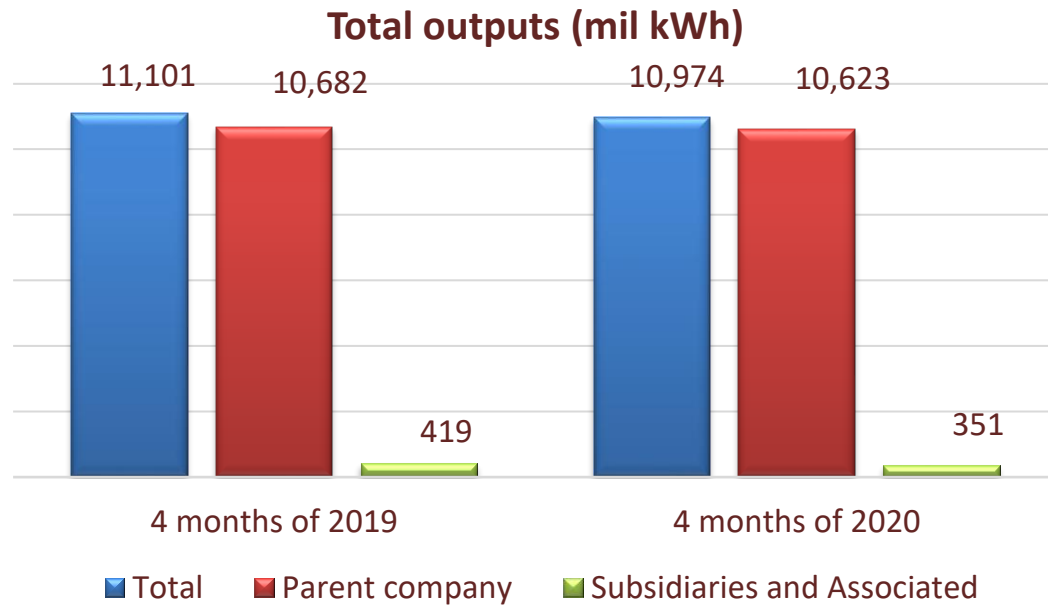
POWER GENERATION CORPORATION 3 MONTHLY INVESTOR BULLETIN

Reported in April 2020

Stock information on April 29,2020

- UPGoM: PGV
- Number of outstanding shares: 1.069.969.577
- Charter Capital (Bil VND): 10.700
- Market Cap (bil VND): 10.914
- FOL: 49%





- In April 2020, due to the impact of Covid-19 pandemic, which carried out the entire social isolation, the power production and import of the Whole system reached 18.54 bil kWh, lower than monthly planned (-2.98 bil kWh) and -9.5% compared to the same period in April 2019. EVNGENCO 3's Thermal power plants (Phu My, Vinh Tan 2, Mong Duong 1) were mobilized low capacity. HP operated on the flow of water in adverse weather conditions, drought, prolonged hot weather.
- Production volume in April 2020 of EVNGENCO 3's the parent company reached 2,554 million kWh, equivalent 89.02% monthly plan. Accumulated in 2020, Production volume reached 10,623 million kWh (-0.55% YoY), completing 32,57% of the 2020 plan.
- The accumulated revenue of the first 04 months of 2020 was estimated at VND 14,326 billion, +0,90% YoY

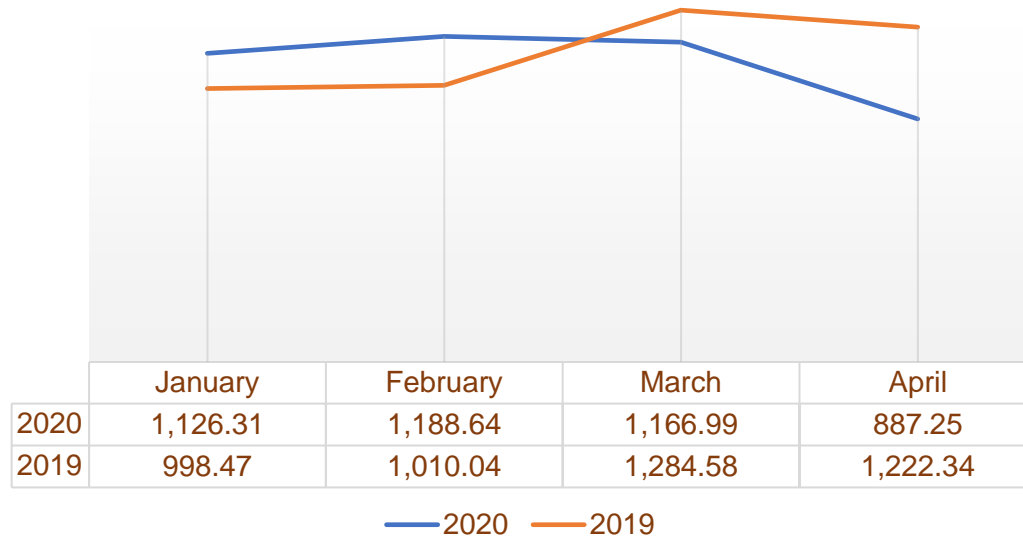
OUTPUT BREAKDOWN

www.genco3.com

Units	Capacity (MW)	Equity (%)	2020 (planned)	April 2020 (Planned)	April 2020 (Actual)	% of the April Planned	Accumulated 2020	YoY (%)	Comparison to 2020 planned (%)
Parent company	5,450		32,616	2,869	2,554	89.02	10,623	99.45	32.57
Phu My gas-fired PP	2,540	100	15,187	1,314	1,231	93.67	4,998	92.37	32.91
1. Phu My 1	1,080	100	7,174	653	683	104.53	2,491	104.11	34.72
2. Phu My 2.1 & 2.1 MR	890	100	4,988	387	284	73.20	1,386	66.81	27.78
3. Phu My 4	450	100	3,026	274	265	96.71	1,122	118.81	37.07
BuonKuop HP	586	100	2,398	109	68	62.98	381	65.42	15.87
Vinh Tan 2 coal-fired PP	1,244	100	7,964	784	595	75.91	2,644	113.28	33.20
Mong Duong coal-fired PP	1,080	100	7,047	661	656	99.27	2,586	109.80	36.70
Vinh Tan 2 Solar PP	42.65	100	20	2	4	211.20	14	-	71.79
Subsidiaries & Associated companies	490		2,746	151	50	32.97	351	83.71	23.22
Ba Ria gas-fired PP (BTP)	390	79.60	892	86	0	-	115	44.76	12.91
Ninh Binh coal-fired PP (NBP)	100	54.76	618	65	50	77.07	235	145.74	38.12
Associated companies (TBC, VSH, Sesan 3A)	364		1,237	88	56	63.66	277	62.72	22.40
Total	6,304		35,362	3,109	2,660	85.57	11,251	97.47	31.82

Revenue (Billion VND)	2020 plan	Accumulated in the first 4 months of 2019 (Billion VND)	Estimated Accumulated in the first 4 months of 2020 (Billion VND)	Y-O-Y Growth (%)	% 2020 Plan
GENCO3's Parent company	41,329	13,521	13,515	-0.05	32.72
Phu My gas-fired PP	19,760	6,707	6,252	-6.78	33.94
BuonKuop HP	1,679	503	242	-51.96	29.97
Vinh Tan 2 coal-fired PP	10,535	3,157	3,605	+14.19	29.96
Mong Duong coal-fired PP	9,354	3,154	3,416	+8.31	33.72
GENCO3's Subsidiaries	2,896	677	811	+19.77	23.39
Ba Ria gas-fired PP	1,816	381	421	+10.70	20.96
Ninh Binh coal-fired PP	1,080	297	390	+31.41	27.48
Total	44,225	14,198	14,326	+0.90	32.10

Average monthly market price for the period of 2019 - 2020 (FMP)



Average fuel price list in April 2020

Fuel prices	Unit	Average price in April 2020	Average price in April 2019	Change (YoY,%)
Gas price of Phu My	(USD/MMBTU)	5.713604	6.549037	-12.76%
Mixed coal price 6a.1 Vinh Tan 2 (FOB)	(VND/ton)	1,600,000	1,664,000	-3.85%
Mixed coal price 6a.1 Mong Duong 1 (FOB)	(VND/ton)	1,570,000	1,634,000	-3.92%

- The average full market price (FMP) in April 2020 was VND 887 VND/ kWh, -27,41% compared to the same period in April 2019.
- The average Gas supply for South East's power plants in the first 4 months of 2020 is about 16.2 million m³/day, of which the supply to Phu My TPP was only 7.8 million m³/day (missing about 2.7 million m³/day compared to the available capacity units)
- Power plants always maintain optimal coal, oil inventory to ensure fuel for production in the peak of dry season 2020

Solar power projects

EVNGENCO 3 is researching and promoting new projects in **Ninh Thuan Province and Western Highlands**



Long Son Power Complex – Ba Ria - Vung Tau Pro

- Aril 23,2020, The Prime Minister issued Document No.479/TTg-CN approved the addition of Long Son Power Complex Phase 1 (1,200 - 1,500 MW) to the Revise Master Plan VII.
- EVNGENCO 3 is cooperating with partners in the Complex to implement steps to prepare project investment.





- “In the first 4 months of 2020, Power sales increased by 3.46% YoY” - <http://lnnk.in/dObf>
- “EVNGENCO 3 ensures stable production during the peak of anti-epidemic Covid-19” - <http://lnnk.in/dQbd>
- “EVNGENCO 3 donated a water tank to help people overcome saline drought” - <http://lnnk.in/dnbh>
- “EVNGENCO 3 donated a negative pressure room to Binh Thuan General Hospital” - <http://lnnk.in/dtbe>
- “Extend the time to organize the Annual General Meeting of Shareholders in 2020” - <http://lnnk.in/drbg>
- “EVNGENCO 3’s Annual Report 2019” - <http://lnnk.in/dSbb>

- May 2020, Production volume is forecasted at **3,284 mn kWh**, an increase of 23% compared to April 2020 (*of which the parent company will produce **3,015 mn kWh** and subsidiaries and affiliates will produce **269 mn kWh***)
- Ensuring power plants operate stably and reliably.
- Ensuring coal, oil fuels for power generation in the peak of the dry season 2020.
- Cooperating with partners in the Complex implement steps to prepare project investment.
- Preparing Annual General Meeting of Shareholders in June 2020.



FOR SUSTAINABLE
DEVELOPMENT



EVNGENCO 3

Thank you for watching !

**INVESTOR RELATION GROUP
EVNGENCO 3**

📍 No 60-66 Nguyen Co Thach Street, Sala Urban Area,
District 2, Ho Chi Minh City

☎ 028 36367449

✉ genco3@genco3.evn.vn

@ www.genco3.com