




EVNGENCO 3

POWER GENERATION CORPORATION 3 MONTHLY INVESTOR BULLETIN

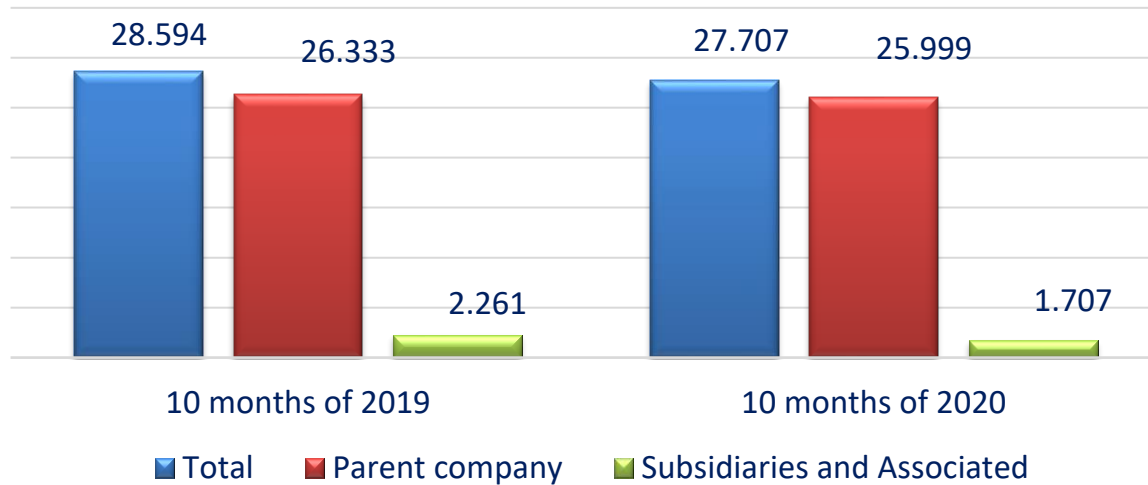
Reported in October 2020

Stock information on October 31, 2020

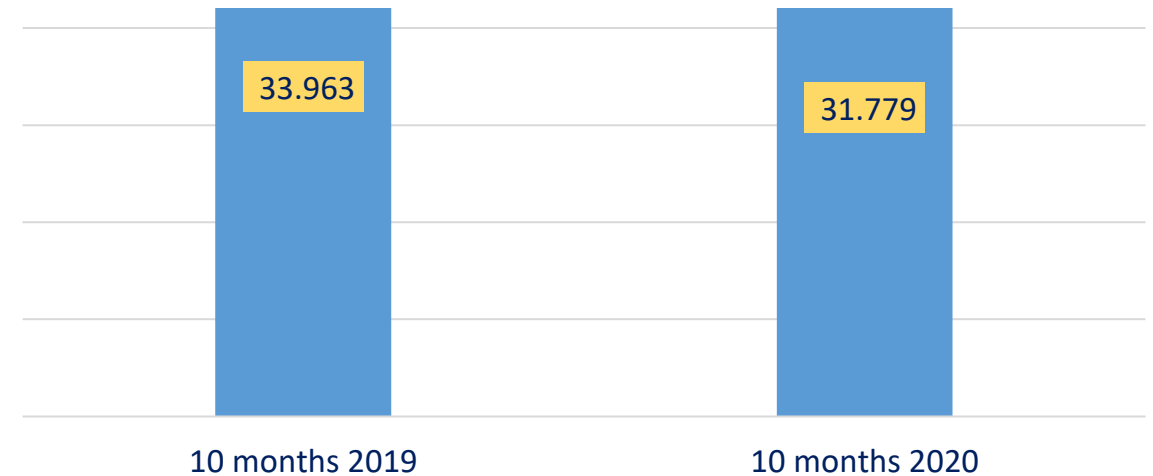
- UPGoM : PGV
- Number of outstanding shares: 1,069,969,577
- Charter Capital (Bil VND): 10,700
- Market Capitalization (bil VND): 13,268
- FOL: 49%



Total outputs (mil kWh)



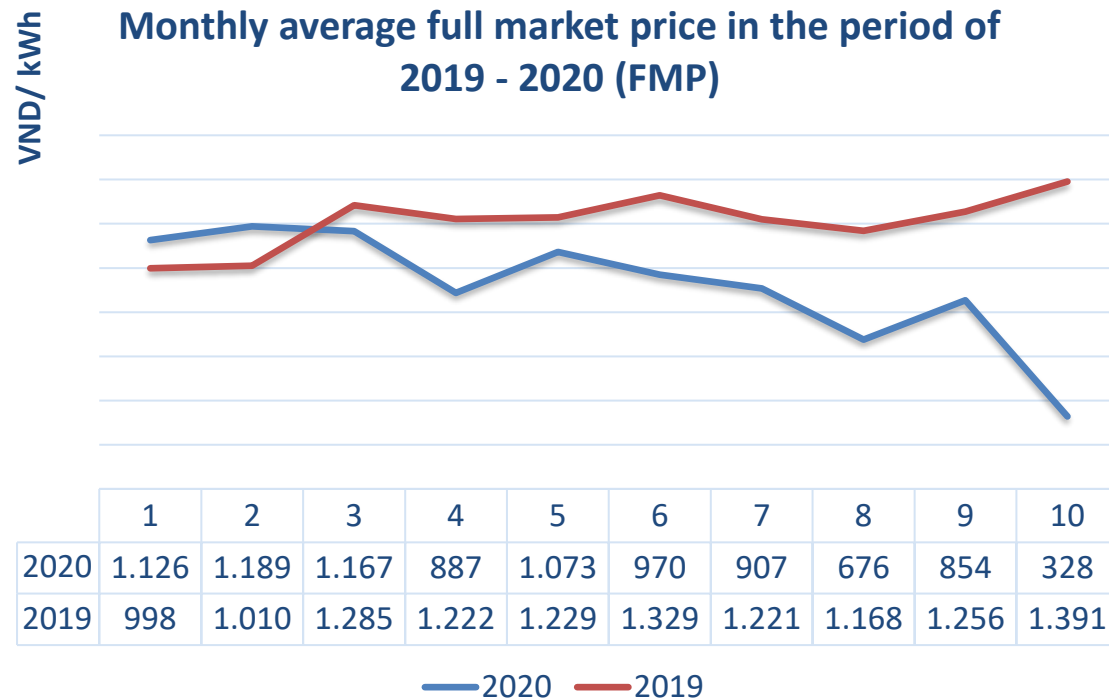
Revenue of parent company (bil VND)



- In October 2020, because the loading demand of the system was lower than planned and the water flow to hydropower plants was relatively high, EVNGENCO 3 increased the generation of the hydropower plants, the rest of the thermal power plants offer the prices to generate electricity according to the output as in the contract and the gas supply situation.
- Production output in October 2020 EVNGENCO 3 – the parent company reached **2,185 mil kWh, equivalent to 77.35%** of the monthly plan. The accumulated output of the first 10 months in 2020 reached **25,999 mil kWh**, completing **79.71%** of the 2020 plan and **decreasing 1.27% compared to the same period of 2019**.
- The parent company's accumulated revenue of the first 10 months in 2020 was estimated at VND **31,779 billion(-6.43% compared to the same period of 2019)**.

Units	Capacity (MW)	Equity %	2020 plan (Tr kWh)	October 2020 (Planned)	October 2020 (Actual) (Tr kWh)	% of the Actual/Planned	Accumulation in 2020	YoY(%)	Comparison to 2020 Planned (%)
Parent company	5,485	100	32,616	2,825	2,185	77.35	25,999	98.73	79.71
Phu My gas-fired PP	2,540	100	14,842	1,234	932	75.48	11,652	91.05	78.51
1. Phu My 1	1,080	100	7,257	449	372	82.70	5,789	103.49	79.77
2. Phu My 2.1 & 2.1 Extension	890	100	4,493	503	288	57.36	3,380	73.34	75.24
3. Phu My 4	450	100	3,092	282	272	96.24	2,483	95.72	80.30
BuonKuop HP	586	100	2,398	371	375	101.11	1,924	102.77	80.26
Vinh Tan 2 coal-fired PP	1,244	100	7,909	582	539	92.70	6,775	112.44	85.65
Mong Duong 1 coal-fired PP	1,080	100	7,429	635	335	52.83	5,609	99.67	75.50
Vinh Tan 2 Solar PP	42.65 MWp ~ 35 MW	100	38	3	4	117.69	40	330.51	105.09
Subsidiaries & Associated companies	854		1,510	126	68	54.06	733	59.08	48.58
Ba Ria gas-fired PP (BTP)	390	79.60	892	88	51	57.68	243	33.71	27.26
Ninh Binh coal-fired PP (NBP)	100	54.76	618	38	17	45.70	490	94.27	79.37
Associated companies (TBC, VSH, Sesan 3A)	364	30	1,237	120	149	123.70	974	95.53	73.12
Total	6,304		35,362	3,071	2,402	78.21	27,707	96.90	78.14

Revenue (Billion VND)	2020 plan	Accumulation in the first 10 months of 2019 (Billion VND)	Estimated Accumulation in the first 10 months of 2020 (Billion VND)	Y-O-Y Growth (%)	% 2020 Plan
(GENCO3) Parent company	39,801	33,963	31,779	-6.43	79.85
Phu My gas-fired PP	18,103	16,865	14,029	-16.82	77.50
BuonKuop HP	1,615	1,486	1,227	-17.45	75.95
Vinh Tan 2 coal-fired PP	10,401	8,099	8,931	+10.28	85.87
Mong Duong coal-fired PP	9,682	7,512	7,592	+1.06	78.41



Average fuel price list in Oct 2020

Fuel prices	Unit	Average price in Oct 2020	Average price in Oct 2019	Change (YoY,%)
Gas price of Phu My	(USD/MMBTU)	5.135328	5.743160	-10.58%
(*) Mixed coal price 6a Vinh Tan 2 (FOB)	(VND/ton)	1,549,000	1,547,000	+0.13%
(*) Mixed coal price 6a Mong Duong 1 (FOB)	(VND/ton)	1,519,000	1,517,000	+0.13%

(*) Imported mixed coal price for generating electricity by Supplier TKV

- The average full market price (FMP) in October 2020 was **328 VND/kWh**, decreasing **76%** compared to the same period of 2019.
- The average Gas supply for Phu My Power plants in October reached only 5,895 million m³/day (3,5 ÷ 4,0 million m³/day lower compared to the availability of the generating units).
- Power plants always maintain optimal coal, oil inventory to ensure fuel for production.

Solar Roof

EVNGENCO 3 is deploying the implementation of the Phase 1 of the Solar Roof system of Phu My Thermal Power Company (TPC), Vinh Tan Thermal Power Company (TPC), EPS Company, Buon Kuop Hydropower Company with the total capacity of 1,8MW



Long Son Power Complex – Ba Ria - Vung Tau Province

EVNGENCO 3 is cooperating with partners to set up Pre-FS report, topographic and geological surveys for design work.

On October 29, 2020, the People's committee of BR-VT province sent a written report to the Prime Minister about selecting the investor for implementing the project.



- **“The electricians in the storms and flood season”** - <https://lnnk.in/gQa6>
- **“EVN well performed the Electricity Plan VII and the revised Electricity Plan VII”** - <https://lnnk.in/aAd5>
- **“EVNGENCO 3 and the whole country towards the central region”** - <https://lnnk.in/dPbr>
- **“EVNGENCO 3 and GE signed a contract of materials and services supply”** - <https://lnnk.in/gOa8>
- **“Securities companies and investment funds worked at Vinh Tan Thermal Power Company”** - <https://lnnk.in/dRbr>
- **“EVNGENCO 3 publiced the Quarter 3 Financial Report of 2020”** - <https://lnnk.in/g3aL>



ACTION PLAN IN NOVEMBER 2020

- Production output of November 2020 is forecasted at **2,719 mn kWh, increasing 13.21%** compared to October 2020 (*of which: Dependent Accounting Units : 2,486 mn kWh, Joint Stock Companies : 234 mn kWh*).
- Phu My Power plants ensure the availability to meet the mobilization demand of the system and the gas supply ability. It is expected in November 2020, gas supply for electricity production in Southeast region is about 15 ÷ 17 million m³/day.
- Hydropower plants to perform good operation during flood season, ensure the safety of reservoir and dam and power constructions, be ready to meet high mobilization.
- Keep cooperating with the partners in the Complex to deploy next steps of investment prepare for Long Son Power Complex Project.
- Continue to deploy the completion of Solar Roof Project stage 1 at Phu My TPC, Vinh Tan TPC, EPS company, Buon Kuop HPC, with the total capacity of 1,8MW.
- Continue to support and push Thuong Kon Tum Hydropower project to perform commissioning as scheduled





FOR SUSTAINABLE
DEVELOPMENT



EVNGENCO 3

For value shareholders, please contact the following for further information:

**INVESTOR RELATION GROUP
EVNGENCO 3**

📍 No 60-66 Nguyen Co Thach Street, Sala Urban Area,
District 2, Ho Chi Minh City

☎ 028 36367449

✉ Hungcv@genco3.evn.vn

@ www.genco3.com