




EVNGENCO 3

POWER GENERATION CORPORATION 3 MONTHLY INVESTOR BULLETIN

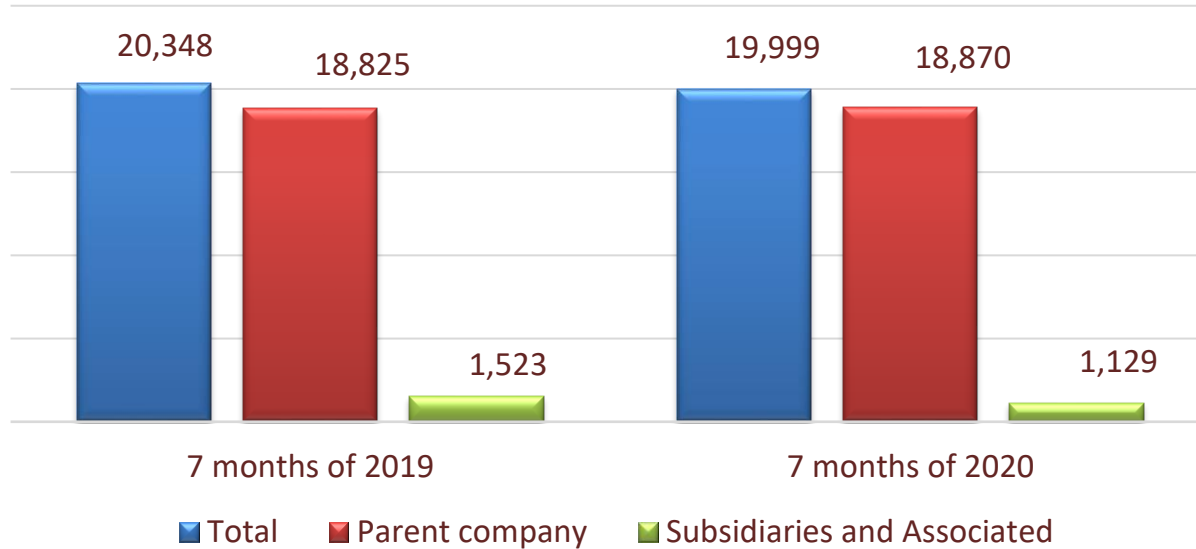
Reported in July 2020

Stock information on July 31, 2020

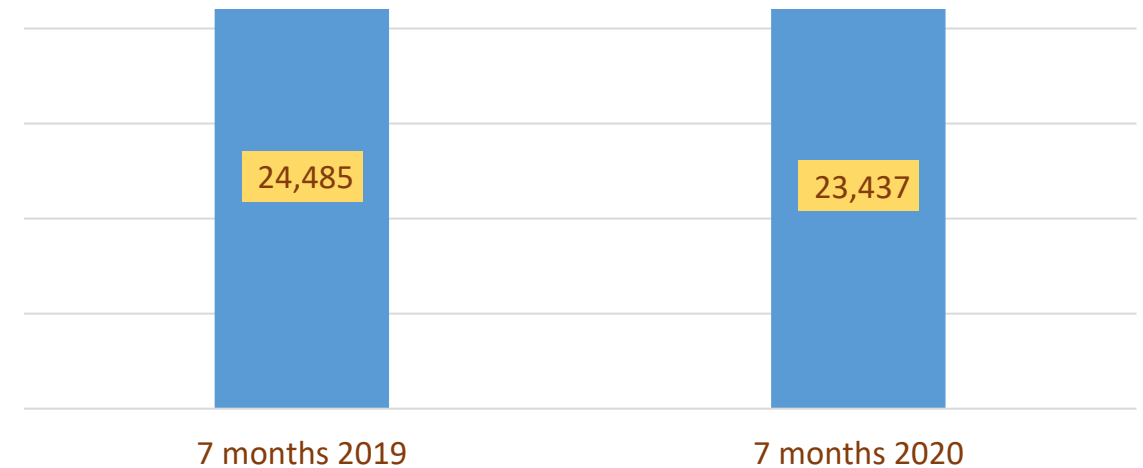
- UPGoM : PGV
- Number of outstanding shares: 1,069,969,577
- Charter Capital (Bil VND): 10,700
- Market Capitalization (bil VND): 11,449
- FOL: 49%



Total outputs (mil kWh)



Revenue's parent company (bil VND)

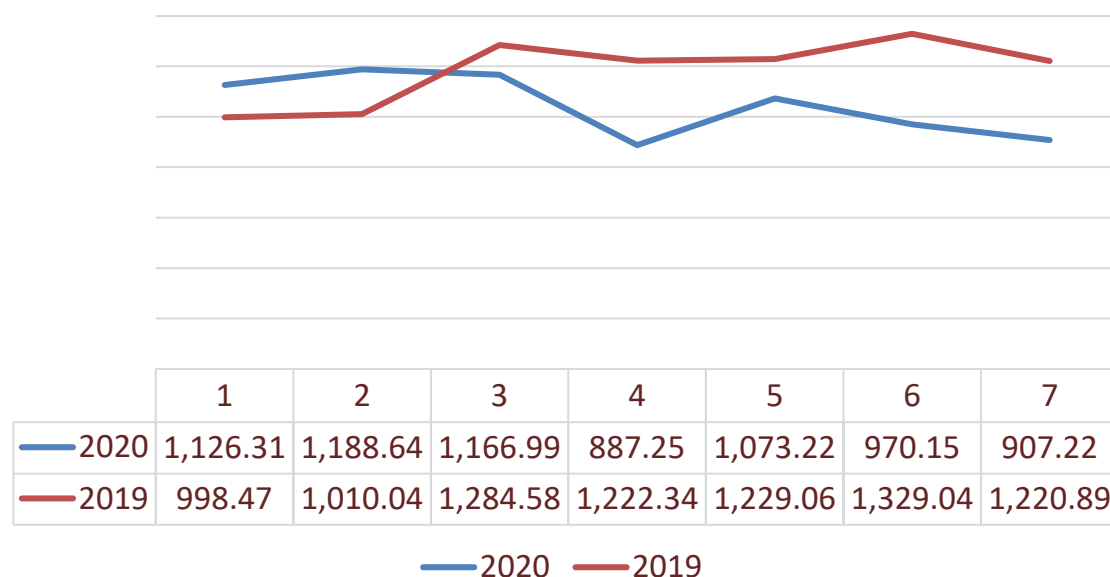


- In July 2020, coal power plants continued to be mobilized with high capacity exceeding the monthly plan; Gas-fired thermal power were mobilized according to the gas supply situation (~ 39 million kWh/day); Hydropower mobilization was higher than in June 2020 because water flow increased 44% compared to June 2020.
- Production output in Jul 2020 of EVNGENCO 3 - the parent company reached **2,775 million kWh**, equivalent to **99.39%** of the monthly plan. The accumulated output of the first 7 months in 2020 reached **18.870 million kWh**, increasing **0.24%** compared to the same period of 2019 and completing **57.86%** of the 2020 plan.
- The accumulated revenue of the first 7 months in 2020 was estimated at VND **23,437 billion (-4.28% YoY)**

Units	Capacity (MW)	Equity (%)	2020 plan (approved by AGM)	July 2020 (Planned)	June 2020 (Actual)	% of the Actual/Planned	Accumulation in 2020	YoY (%)	Comparison to 2020 planned (%)
Parent company	5,485	100	32,616	2,792	2,775	99.39	18,870	100.24	57.86
Phu My gas-fired PP	2,540	100	14,842	1,302	1,168	89.71	8,498	89.43	57.26
1. Phu My 1	1,080	100	7,257	666	570	85.53	4,293	101.27	59.16
2. Phu My 2.1 & 2.1 Extension	890	100	4,493	587	541	92.14	2,502	71.95	55.69
3. Phu My 4	450	100	3,092	49	57	117.14	1,703	95.36	55.07
BuonKuop HP	586	100	2,398	227	209	91.92	799	86.80	33.31
Vinh Tan 2 coal-fired PP	1,244	100	7,909	658	753	114.59	4,962	113.27	62.74
Mong Duong coal-fired PP	1,080	100	7,429	603	641	106.28	4,584	114.15	61.71
Vinh Tan 2 Solar PP	42.65 MWp ~ 35 MW	100	38	3	5	147.93	26	0,00	69.57
Subsidiaries & Associated companies	854		1,510	110	61	55.13	558	70.98	36.94
Ba Ria gas-fired PP (BTP)	390	79.60	892	73	12	15.89	146	34.66	16.38
Ninh Binh coal-fired PP (NBP)	100	54.76	618	37	49	132.94	412	113.03	66.64
Associated companies (TBC, VSH, Sesan 3A)	364	30	1,237	113	103	91.22	571	77.45	46.20
Total	6,304		35,362	3,015	2,939	97.47	19,999	98.28	56.55

Revenue (Billion VND)	2020 plan	Accumulation in the first 7 months of 2019 (Billion VND)	Estimated Accumulation in the first 7 months of 2020 (Billion VND)	Y-O-Y Growth (%)	% 2020 Plan
(GENCO3) Parent company	39,801	24,485	23,437	-4.28	58.89
Phu My gas-fired PP	18,103	12,454	10,392	-16.56	57.40
BuonKuop HP	1,615	733	497	-32.16	30.80
Vinh Tan 2 coal-fired PP	10,401	5,907	6,538	+10.68	62.86
Mong Duong coal-fired PP	9,682	5,390	6,010	+11.50	62.08

Average monthly market price for the period of 2019 - 2020 (FMP)



Average fuel price list in July 2020

Fuel prices	Unit	Average price in Jul 2020	Average price in Jul 2019	Change (YoY,%)
Gas price of Phu My	(USD/MMBTU)	5.233625	6.544936	-20.04%
Mixed coal price 6a.1 Vinh Tan 2 (FOB)	(VND/ton)	1,553,000	1,580,000	-2.5%
Mixed coal price 6a.1 Mong Duong 1 (FOB)	(VND/ton)	1,523,000	1,550,000	-2.5%

- The average full market price (FMP) in July 2020 was VND 970.22 VND/ kWh, decreasing **26%** compared to the same period in 2019
- Gas supplied for production in the Southeastern region in July 2020 only reached an average of 15,601 million m3/ day, lower than the average of 6 months 2020 (16,167 million m3 / day)
- Power plants always maintain optimal coal, oil inventory to ensure fuel for production.

Solar Roof

EVNGENCO 3 is organizing the selection of contractor for the construction of Phase 1 solar Roof system of Phu My Thermal Power Company, Vinh Tan Thermal Power Company, EPS Company, Buon Kuop Hydropower Company.



Long Son Power Complex – Ba Ria - Vung Tau Province

EVNGENCO 3 is cooperating with partners to set up Pre-FS projects, topographic and geological surveys for design work.



- “EVN: Operation situation in July 2020 and targets and tasks of August 2020” - <http://lnnk.in/ahe0>
- Phu My Thermal Power Company received the award "Sustainable energy in 2019" - <http://lnnk.in/afrr>
- “EVNGENCO 3 organizes gratitude activities on July 27” - <http://lnnk.in/abgB>
- “EVNGENCO 3 donates 2 saline water filtration systems to Tien Giang province” - <http://lnnk.in/adfX>
- “Separate and consolidated financial statements of Quarter 2 of 2020” - <http://lnnk.in/ajey>
- “EVNGENCO 3 signs an audit contract for financial statements for the year ended 31 December 2020” - <http://lnnk.in/aag2>



ACTION PLAN IN AUGUST 2020

- Production output of August 2020 is forecasted at **2,796 mn kWh**, an decrease of **4.85%** compared to July 2020 (*of which the parent company will produce **2,562 mn kWh** and subsidiaries and affiliates will produce **234 mn kWh***)
- Ensuring power plants operate stably and reliably.
- Cooperating with partners in the Steps Implementing Complex to prepare project investment.





FOR SUSTAINABLE
DEVELOPMENT



EVNGENCO 3

For value shareholders, please contact the following for further information:

**INVESTOR RELATION GROUP
EVNGENCO 3**

📍 No 60-66 Nguyen Co Thach Street, Sala Urban Area,
District 2, Ho Chi Minh City

☎ 028 36367449

✉ Hungcv@genco3.evn.vn

@ www.genco3.com