




EVNGENCO 3

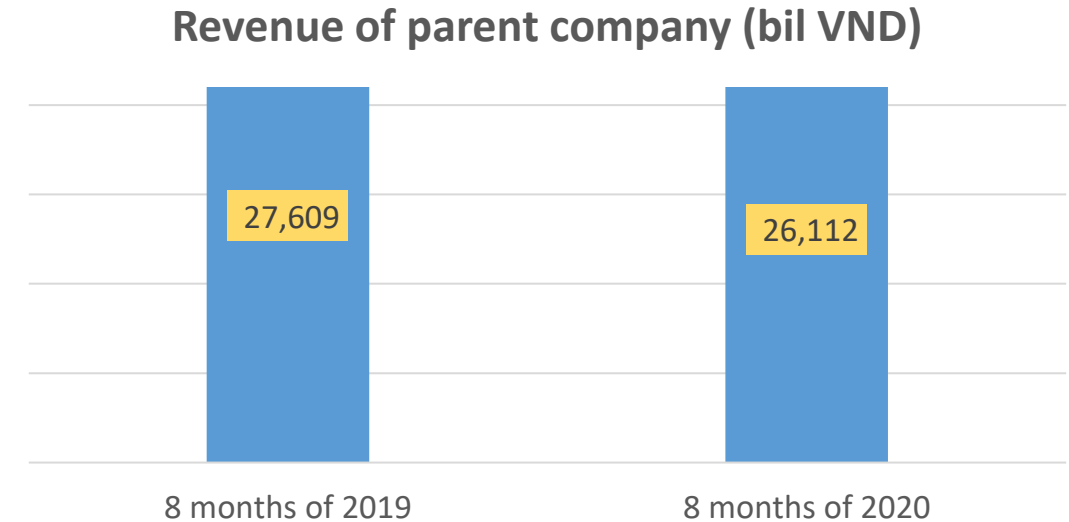
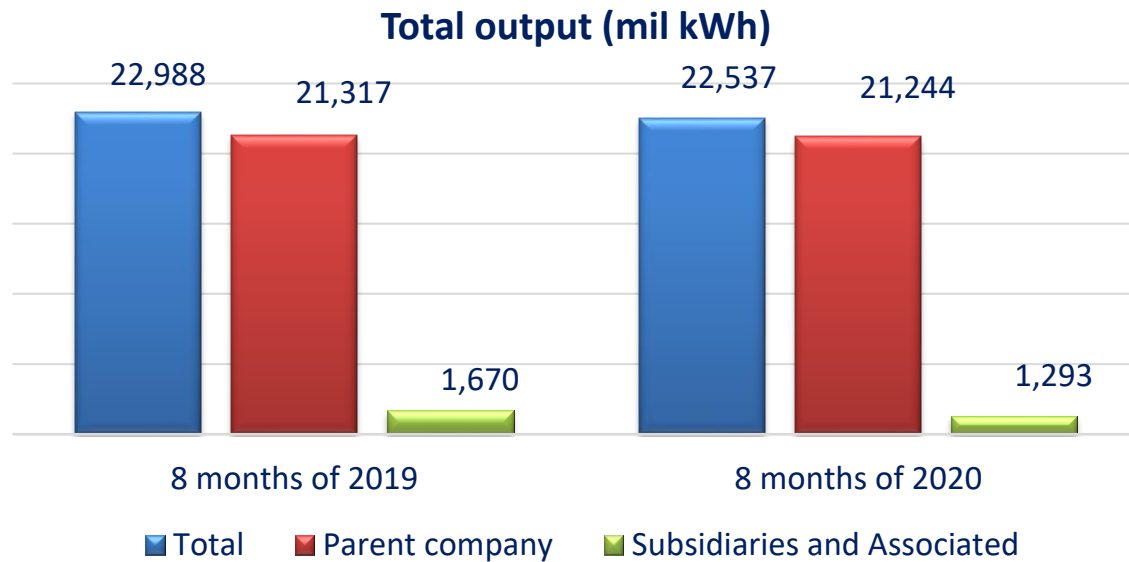
POWER GENERATION CORPORATION 3 MONTHLY INVESTOR BULLETIN

Reported in August 2020

Stock information on August 31, 2020

- UPGoM : PGV
- Number of outstanding shares: 1,069,969,577
- Charter Capital (Bil VND): 10,700
- Market Capitalization (bil VND): 12,733
- FOL: 49%



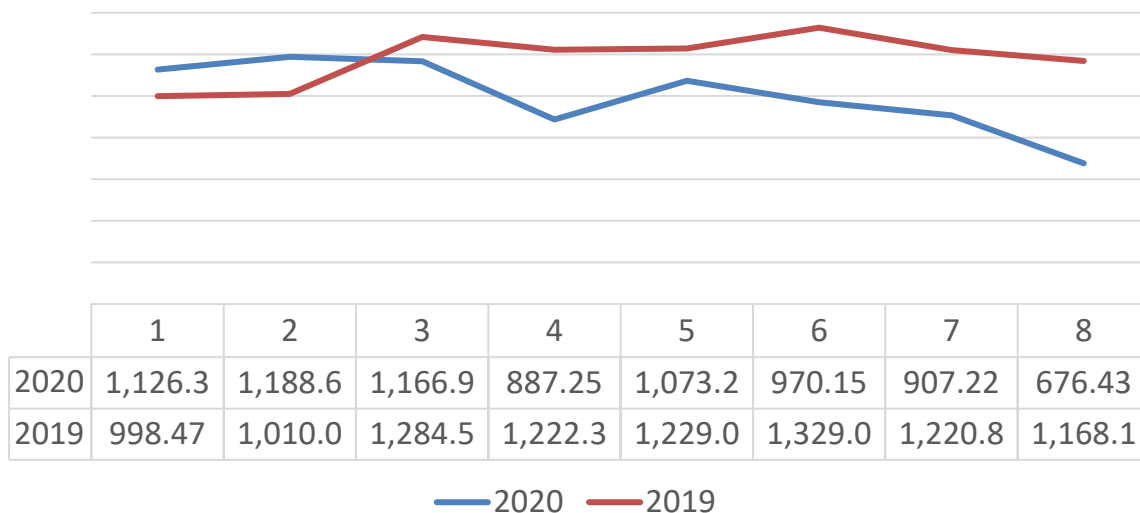


- In July and August 2020, GENCO3's Power Plants (PP) maintain availability at maximum extent, however, confronting the second wave of the Covid pandemic, the electricity system load and electricity market price has decreased, GENCO3's power plants has been proactive in offering prices to stick with the output according the contract, aiming to balance the profits in the electricity market. Especially in August, Buon Kuop Hydropower plants were mobilized at high capacity according to the flow of water (*~ 12.54 million kWh/day*).
- Production output in August 2020 of EVNGENCO 3 – the parent company reached **2,374 million kWh, equivalent to 92.53%** of the monthly plan. The accumulated output of the first 8 months in 2020 reached **21,244 million kWh**, completing **65.13%** of the 2020 plan and **decreasing 0.34% compared to the same period of 2019**.
- The parent company's accumulated revenue of the first 8 months in 2020 was estimated at VND **26,143 billion (-5.31% compared to the same period of 2019)**.

Units	Capacity (MW)	Equity %	2020 plan (Tr kWh)	August 2020 (Planned)	August 2020 (Actual) (Tr kWh)	% of the Actual/Planned	Accumulation in 2020	YoY(%)	Comparison to 2020 Planned (%)
Parent company	5,485	100	32,616	2,565	2,374	92.53	21,244	99.66	65.13
Phu My gas-fired PP	2,540	100	14,842	1,191	1,109	93.11	9,608	90.07	64.73
1. Phu My 1	1,080	100	7,257	674	580	86.13	4,874	100.65	67.16
2. Phu My 2.1 & 2.1 Extension	890	100	4,493	236	270	114.18	2,772	73.20	61.70
3. Phu My 4	450	100	3,092	281	259	92.13	1,962	96.31	63.45
BuonKuop HP	586	100	2,398	231	389	168.15	1,187	96.42	49.52
Vinh Tan 2 coal-fired PP	1,244	100	7,909	721	508	70.52	5,470	108.13	69.16
Mong Duong 1 coal-fired PP	1,080	100	7,429	419	363	86.52	4,947	113.63	66.59
Vinh Tan 2 Solar PP	42.65 MWp ~ 35 MW	100	38	3	5	164.61	31	0.00	82.82
Subsidiaries & Associated companies	854		1,510	111	34	30.65	592	70.29	39.20
Ba Ria gas-fired PP (BTP)	390	79.60	892	70	0	-	146	33.37	16.38
Ninh Binh coal-fired PP (NBP)	100	54.76	618	41	34	83.68	446	110.31	72.15
Associated companies (TBC, VSH, Sesan 3A)	364	30	1,237	123	129	104.81	701	84.62	56.69
Total	6,304		35,362	2,799	2,537	90.62	22,537	98.04	63.73

Revenue (Billion VND)	2020 plan	Accumulation in the first 8 months of 2019 (Billion VND)	Estimated Accumulation in the first 8 months of 2020 (Billion VND)	Y-O-Y Growth (%)	% 2020 Plan
(GENCO3) Parent company	39,801	27,609	26,143	-5.31	65.69
Phu My gas-fired PP	18,103	13,929	11,589	-16.80	64.02
BuonKuop HP	1,615	995	759	-23.73	47.00
Vinh Tan 2 coal-fired PP	10,401	6,843	7,300	+6.68	70.19
Mong Duong coal-fired PP	9,682	5,842	6,494	+11.18	67.08

Monthly average full market price in the period of 2019 - 2020 (FMP)



Average fuel price list in August 2020

Fuel prices	Unit	Average price in August 2020	Average price in August 2019	Change (YoY,%)
Gas price of Phu My	(USD/MMBTU)	5.538264	5.998009	-7.66%
(*) Mixed coal price 6a Vinh Tan 2 (FOB)	(VND/ton)	1,553,000	1,580,000	-2.5%
(*) Mixed coal price 6a Mong Duong 1 (FOB)	(VND/ton)	1,523,000	1,550,000	-2.5%

(*) Imported mixed coal price for generating electricity by Supplier TKV

- Due to the impact of COVID-19 Pandemic, the national electricity demand growth in the first 8 months of 2020 is lower than expected. Total electricity production of the whole system reached **163.4 bil kWh**, increasing **1.6%** compared to the same period of 2019. The average full market price (FMP) in August 2020 was **676.43 VND/kWh**, decreasing **42.09%** compared to that in August 2019.
- The average Gas supply for Phu My Power plants in August only reached 6.992 million m³/day (*missing about 3.5 million m³/day compared to the available capacity units*), which is lower than that of July 2020 (7.469 mil m³/day).
- Power plants always maintain optimal coal, oil inventory to ensure fuel for production.

Solar Roof

EVNGENCO 3 is deploying the implementation of the Phase 1 of the Solar Roof system of Phu My Thermal Power Company (TPC), Vinh Tan Thermal Power Company (TPC), EPS Company, Buon Kuop Hydropower Company with the total capacity of 1.8MW



Long Son Power Complex – Ba Ria - Vung Tau Province

EVNGENCO 3 is cooperating with partners to set up Pre-FS report, topographic and geological surveys for design work.

On August 12, 2020, the People's committee of BR-VT province and authorized agents, relevant units had a meeting and agreed to propose to the Prime Minister about appointing the Contractor Complex GTPP-MC-GE as the investor.



- “EVN: Status of August 2020 and objectives, missions in September 2020” - <http://lnnk.in/bRcd>
- “EVN announced the solar roof platform EVNSOLAR” - <http://lnnk.in/igap>
- “Announcement of appointing Chief Accountant of EVNGENCO 3” - <http://lnnk.in/b2co>
- “Congress Vice President Phung Quoc Hien visted Mong Duong 1 gas fired power plant” - <http://lnnk.in/iiap>
- “Power Generation Corporation 3 received the certificate for EDGE” - <http://lnnk.in/b4cm>
- Mong Duong 1 Thermal Power Plant has added a transparent channel to publicize environmental parameters - <http://lnnk.in/bTcd>
- The Youth Union of EVNGENCO 3 completes the project "Brightness for the Rural" in Vinh Tan Commune, Tuy Phong District, Binh Thuan Province - <http://lnnk.in/eCa1>



ACTION PLAN IN SEPTEMBER 2020

- Production output of September 2020 is forecasted at **2,727 mn kWh, increasing 7.51%** compared to August 2020 (of which: *Dependent Accounting Units : 2,500 mn kWh, Joint Stock Companies : 228 mn kWh*)
- Phu My Power plants ensure the availability to meet the mobilization demand of the system and the gas supply ability. It is expected in September 2020, gas supply for electricity production in Southeast region **will increase to about 17 - 17.5 million m³/day.**
- Hydropower plants to perform good operation during flood season, ensure the safety of reservoir and dam and power constructions, be ready to meet high mobilization.
- Keep cooperating with partner in the Complex to deploy next steps of preparing for Long Son Power Complex Project.
- Continue to support and push Thuong Kon Tum Hydropower project, aiming to develop the electricity system in **October 2020.**





FOR SUSTAINABLE
DEVELOPMENT



EVNGENCO 3

For value shareholders, please contact the following for further information:

**INVESTOR RELATION GROUP
EVNGENCO 3**

📍 No 60-66 Nguyen Co Thach Street, Sala Urban Area,
District 2, Ho Chi Minh City

☎ 028 36367449

✉ Hungcv@genco3.evn.vn

@ www.genco3.com