

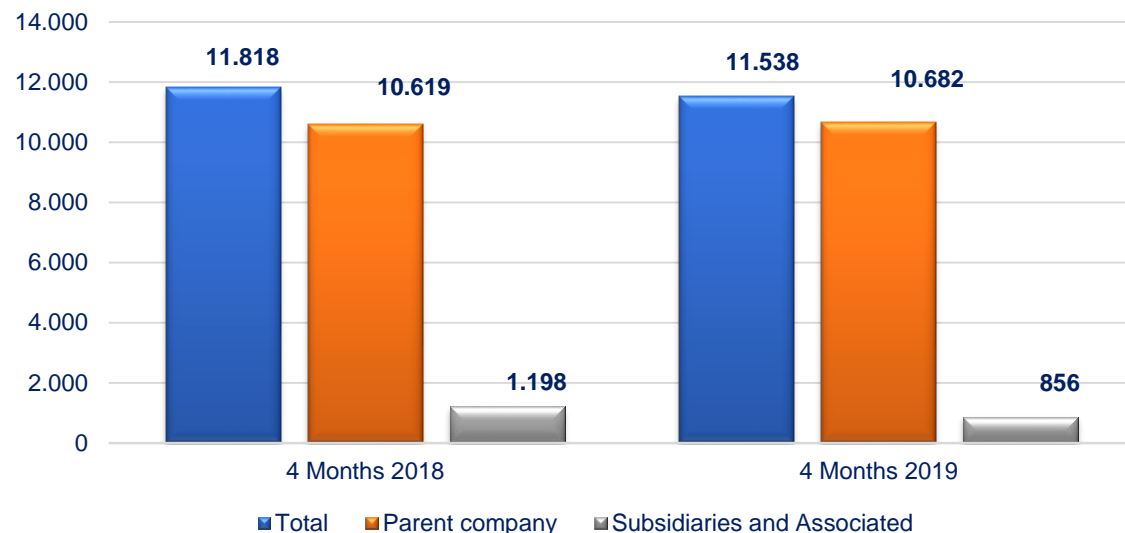


EVN*GENCO* 3

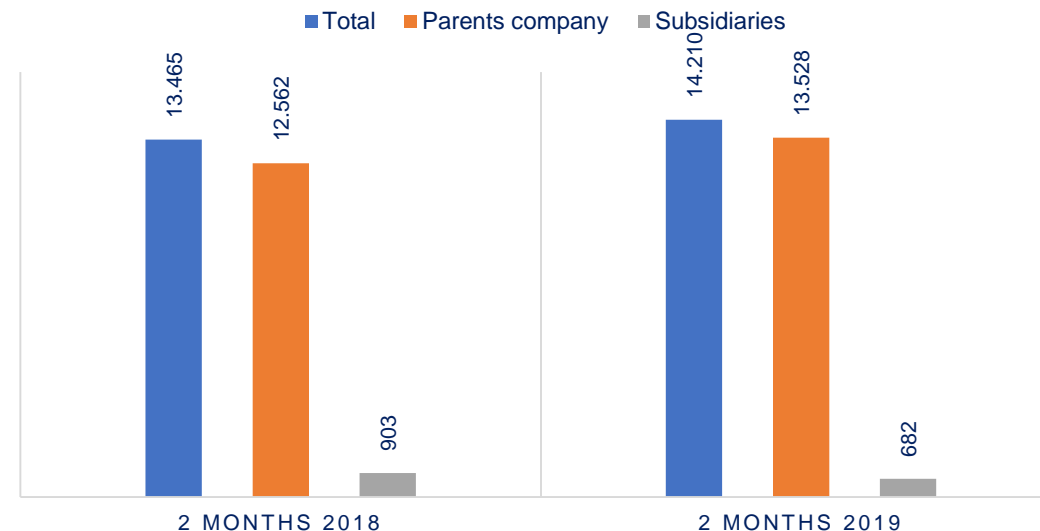
POWER GENERATION CORPORATION 3
MONTHLY INVESTOR BULLETIN

April 2019

Total outputs (mn kWh)



REVENUE (BIL VND)

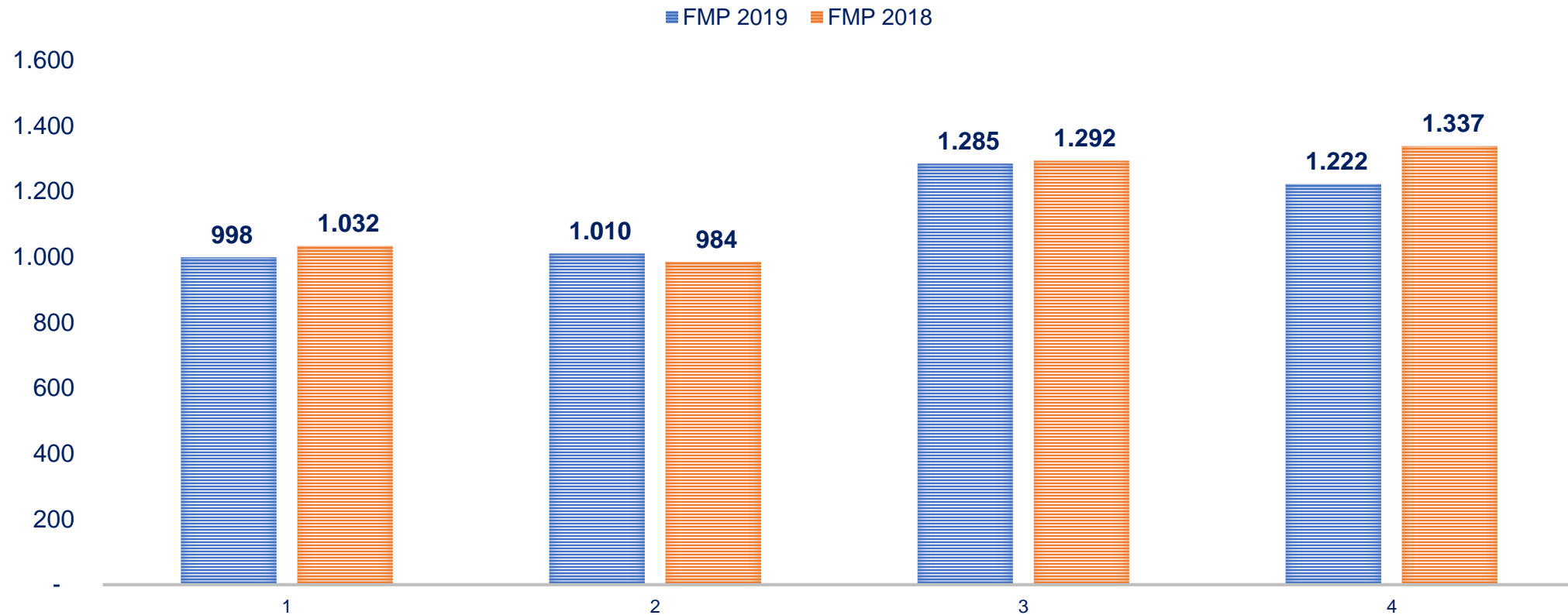


- In the first 4 months of 2019, EVNGENCO 3's power plants operated stably, gas-fired power plants were mobilized around **46 million kWh/day**, coal-fired power plants had high mobilization Buon Kuop hydropower complex had lower mobilization than the same period last year due to lower water flow.
- Estimated revenue for first 4 months of 2019 was **VND14,210 bil**, higher 5.53% than the same period of 2018

Units	Capacity (MW)	% Equity	2019 Plan (mn kWh)	04/2019 YTD (mn kWh)	Change (YoY, %)	% of Year's business plan
Parent company	5,450		32,570	10,682	100.59	32.80
Phu My gas-fired PP	2,540	100	15,910	5,411	98.28	34.01
<i>Phu My 1</i>	<i>1,080</i>	<i>100</i>	<i>7,434</i>	<i>2,392</i>	<i>84.76</i>	<i>32.18</i>
<i>Phu My 2.1 & 2.1 MR</i>	<i>890</i>	<i>100</i>	<i>5,436</i>	<i>2,074</i>	<i>136.82</i>	<i>38.16</i>
<i>Phu My 4</i>	<i>450</i>	<i>100</i>	<i>3,040</i>	<i>944</i>	<i>80.92</i>	<i>31.05</i>
BuonKuop HP	586	100	2,324	582	89.90	25.03
Vinh Tan 2 coal-fired PP	1,244	100	7,370	2,334	81.85	31.67
Mong Duong coal-fired PP	1,080	100	6,966	2,355	145.85	33.81
Subsidiaries	490		1,766	419	72.26	23.71
Ba Ria gas-fired PP (BTP)	390	79.60	1,392	257	56.78	18.48
Ninh Binh coal-fired PP (NBP)	100	54.76	374	162	127.71	43.16
Associated companies (TBC, VSH, Sesan 3A)	364		1,269	437	70.69	34.47
Total	6,304		35,605	11,538	97.64	32.41

Revenue (Billion VND)	04 Months 2019 (Billion VND)	04 Months 2018 (Billion VND)	Change (YoY, %)
Parent company	13,528	12,562	+7.69
Phu My gas-fired PP	6,707	6,297	+6.51
BuonKuop HP	503	587	-14.27
Vinh Tan 2 coal-fired PP	3,164	3,608	-12.30
Mong Duong coal-fired PP	3,154	2,070	+52.35
Subsidiaries	682	903	-24.54
Ba Ria gas-fired PP	385	693	-44.48
Ninh Binh coal-fired PP	297	210	+41.24
Total	14,210	13,465	+5.53

AVERAGE FULL MARKET PRICE (VND/KWH)



EVNGENCO 3' power plants is participating VWEM in 2019 complying with the current regulations



Projects EVNGENCO 3 manage consultant:

- **Vinh Tan 4 ext. TPP:** The total project progress is about **98,34%**. Entering the grid for the first time on April 22, 2019 earlier than the EPC Council ~ 71 days.

The project's Owner:

- **Vinh Tan 2 Solar Power Project - Binh Thuan province (42,6 MWp):** The progress of installing solar panels of zones 4 & 8 reaches 82.3%. Currently, the Contractor is continuing to drill holes and install solar panels for the remaining zones according to the schedule.
- **Ninh Phuoc 7 Solar Power Project - Binh Thuan Province:** EVNGENCO 3 is cooperating with partners to invest in this project.
- **Long Son Power Complex:** On February 21, 2019, the Government Office issued Notice No. 68 / TB-VPCP agreeing in principle to consider adding Long Son Power Complex to the National Power Plan. On April 9, 2019, the Ministry of Industry and Trade reported to the Prime Minister the relevant explanation contents. Currently, GENCO3 is closely following and urging competent authorities to approve additional electricity planning for Long Son Power Center.



- Estimated total outputs for May 2019 will be **3,212 mn kWh**, of which parent company will produce **2,938 mn kWh** and subsidiaries and affiliates will produce **274 mn kWh**.
- Strengthen to ensure the highest reliability and availability of thermal power plants to serve power generation in the dry season in 2019.
- Buon Kuop HP proactively remain water for Buon Tua Srah lake to supply water for downstream.
- Ensure coal fuel supply for coal – fired power plants.
- Continue environmental protection works in all EVNGENCO 3' power plants.



FOR SUSTAINABLE
DEVELOPMENT



EVNGENCO 3

For more Informations, please contact us at:

**INVESTOR RELATIONS GROUP
EVNGENCO 3**

📍 No:60-66 Nguyen Co Thach Street, Sala Urban Area,
District 2, Ho Chi Minh City

☎ (+84) 028 36367449
(+84) 028 36367450

✉ ir@genco3.evn.vn

@ www.genco3.com